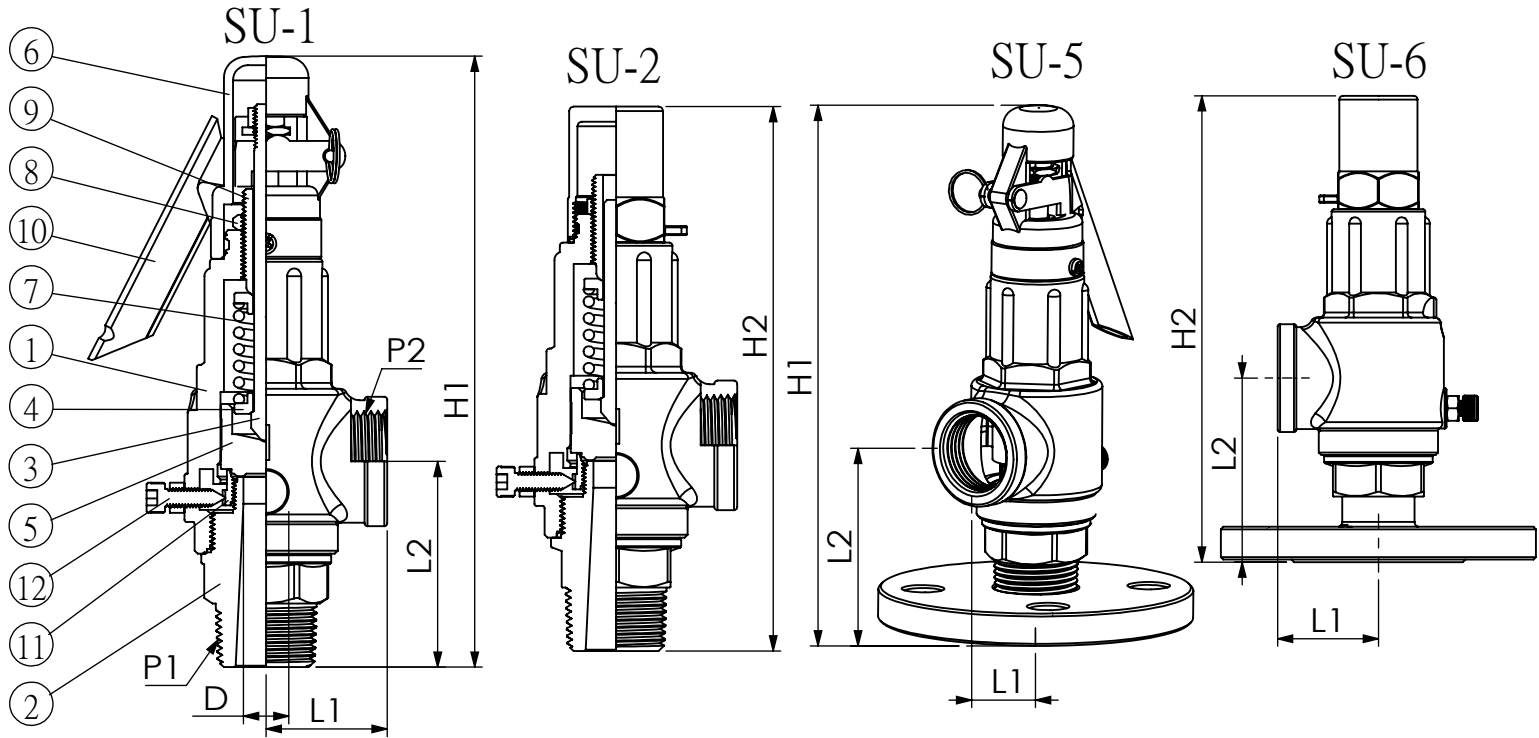




STAINLESS STEEL FULL BORE SAFETY VALVE



材質表 General material

NO.	NAME	TYPE	SU-1 手拉式 Safety Valve with lever metal to metal	SU-2 密封式 Safety Valve with Sealing metal to metal	SU-5 手拉式 Inlet : Flange Outlet : Thread	SU-6 密封式 Inlet : Flange Outlet : Thread
1	閥體 VALVE BODY		CF8 / CF8M	CF8 / CF8M	CF8 / CF8M	CF8 / CF8M
2	閥座 VALVE SEAT		CF8 / CF8M	CF8 / CF8M	CF8 / CF8M	CF8 / CF8M
3	閥桿 STEM		SUS304	SUS304	SUS304	SUS304
4	彈簧座 SPRING SEAT		SUS304	SUS304	SUS304	SUS304
5	閥盤 DISC		SUS304/316	SUS304/316	SUS304/316	SUS304/316
6	閥蓋 CAP		CF8	CF8	CF8	CF8
7	彈簧 SPRING		SUS304	SUS304	SUS304	SUS304
8	螺帽 NUT		SUS304	SUS304	SUS304	SUS304
9	調整螺絲 ADJUST SCREW		SUS304	SUS304	SUS304	SUS304
10	把手 HANDLE		SUS304	-	SUS304	-
11	下環 LOW RING		SUS304	SUS304	SUS304	SUS304
12	固定螺絲 FIX SCREW		SUS304	SUS304	SUS304	SUS304
使用溫度 WORKING TEMP (°C)			-196°C~350°C		-196°C~350°C	

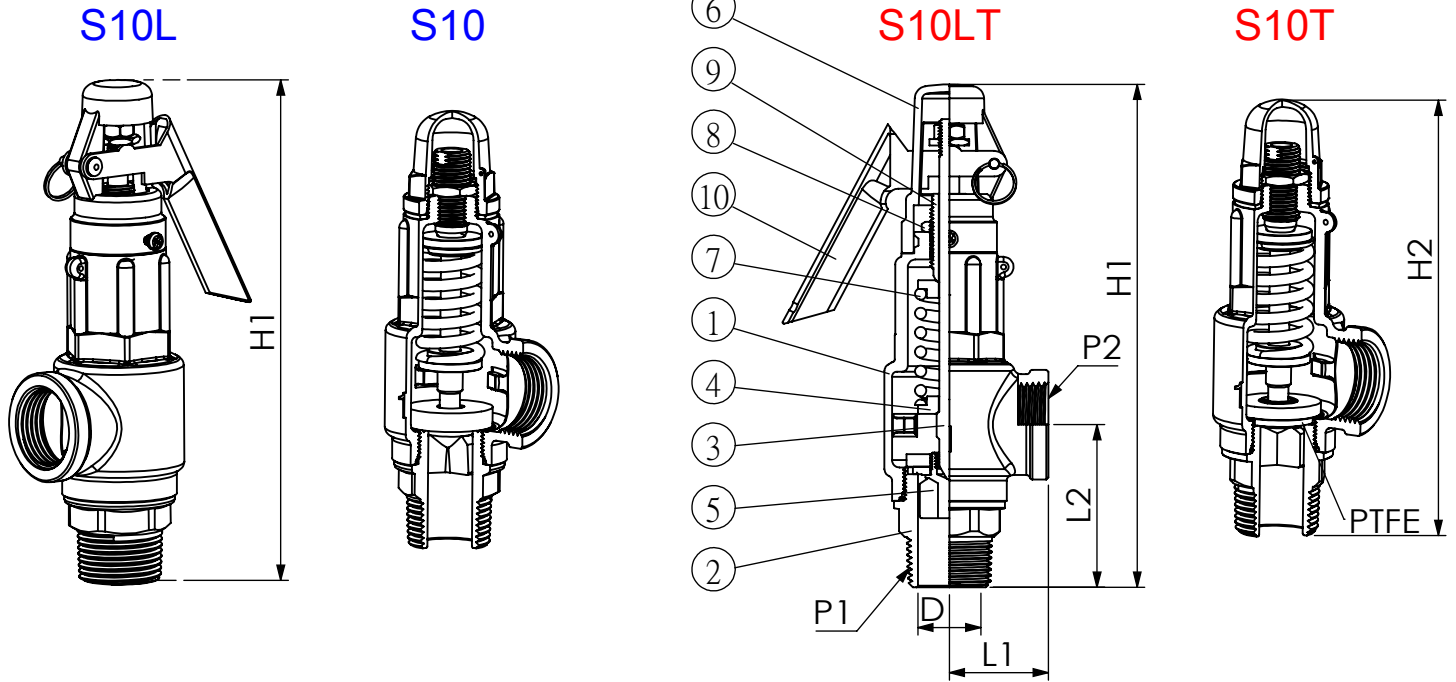
Special size, pressure range and the actual material should contact the manufacturer.
特殊尺寸,調壓範圍及實際材質需與廠商聯繫訂製。

尺寸表 Dimension (mm)

SU-1 ~ SU-2								SU-5 ~ SU-6							
NOMINAL			L1	L2	H1	H2	Working Pressure(Kg/cm2)	NOMINAL			L1	L2	H1	H2	Working Pressure(Kg/cm2)
P1	D	P2						P1	D	P2					
1/2"	14	1"	40	60.8	194.8	172.8	1~30	1/2"	14	1"	40	65.8	199.8	177.8	1~30
3/4"	15	1"	40	65.4	199.4	177.4	1~30	3/4"	15	1"	40	70.4	204.4	182.4	1~30
1"	15	1"	40	68	202	180	1~30	1"	15	1"	40	73	207	185	1~30
1"	19	1 1/4"	52	71.7	216.9	195.4	1~20	1"	19	1 1/4"	52	76.7	221.9	200.4	1~20
1 1/4"	30	2"	66	92	282.9	259.4	0.4~20	1 1/4"	30	2"	66	98	288.9	265.4	0.4~20
1 1/2"	30	2"	66	92	282.9	259.4	0.4~20	1 1/2"	30	2"	66	98	288.9	265.4	0.4~20
2"	30	2"	66	93	283.9	260.4	0.4~20	2"	30	2"	66	99	289.9	266.4	0.4~20
2"	43	2 1/2"	76.5	103.5	300.9	277.4	1~16.5	2"	43	2 1/2"	76.5	109.5	306.9	283.4	1~16.5
2"	43-38	2 1/2"	76.5	103.5	300.9	277.4	16.5~25	2"	43-38	2 1/2"	76.5	109.5	306.9	283.4	16.5~25
2"	38-27	2 1/2"	76.5	103.5	300.9	277.4	25~46	2"	38-27	2 1/2"	76.5	109.5	306.9	283.4	25~46
2 1/2"	43	2 1/2"	76.5	104.5	301.9	278.4	1~16.5	2 1/2"	43	2 1/2"	76.5	110.5	307.9	284.4	1~16.5



BRONZE SAFETY RELIEF VALVES



材質表 General material

NO.	TYPE NAME	S10L	S10	S10LT	S10T
		Bronze Safety Vale with Lever	Bronze Safety Vale with Sealing	Bronze Safety Vale with Lever	Bronze Safety Vale with Sealing
1	閥體 VALVE BODY	BRONZE	BRONZE	BRONZE	BRONZE
2	閥座 VALVE SEAT	BRASS	BRASS	BRASS	BRASS
3	閥桿 STEM	BRASS	BRASS	BRASS	BRASS
4	彈簧座 SPRING SEAT	BRASS	BRASS	BRASS	BRASS
5	閥盤 DISC	BRASS	BRASS	BRASS+PTFE	BRASS+PTFE
6	閥蓋 CAP	BRONZE	BRASS	BRONZE	BRASS
7	彈簧 SPRING	STEEL	STEEL	STEEL	STEEL
8	螺帽 NUT	BRASS	BRASS	BRASS	BRASS
9	調整螺絲 ADJUST SCREW	BRASS	BRASS	BRASS	BRASS
10	把手 HANDLE	STEEL	-	STEEL	-
使用溫度 WORKING TEMP(°C)		-45°C~185°C			

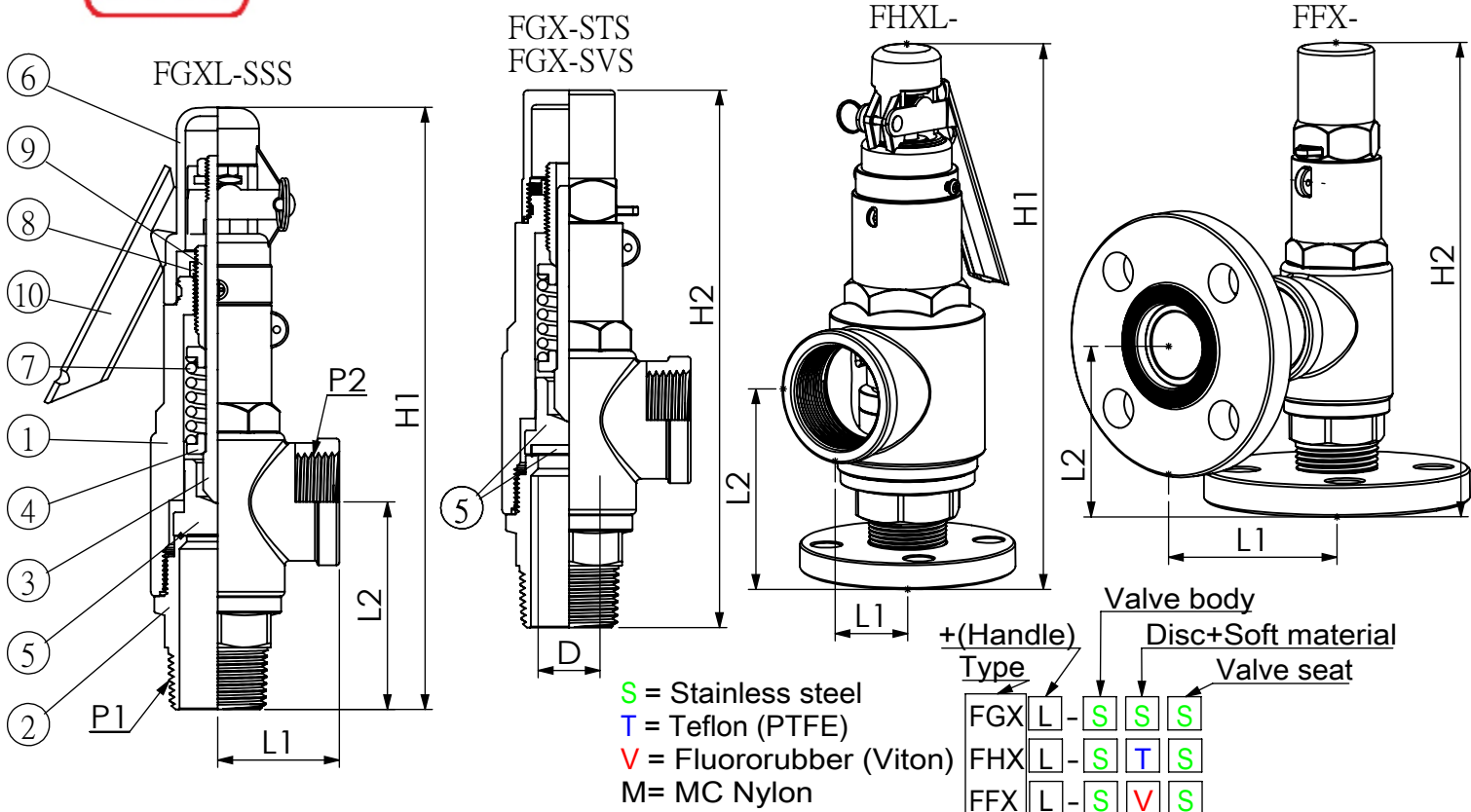
Special size, pressure range and the actual material should contact the manufacturer.
特殊尺寸,調壓範圍及實際材質需與廠商聯繫訂製。

尺寸表 Dimension (mm)

入口 P1 Inlet	閥座徑 D Seat diameter	出口 P2 Outlet	L1	L2	H1	H2	Working Pressure (Kg/cm ²)
1/2"	13	1/2"	31	47.6	159.1	134.8	0.25~40
3/4"	19	3/4"	34.75	53.35	169.1	144.8	0.5~40
1"	25	1"	39.25	64.5	199.5	173.9	0.4~40
1-1/4"	32	1-1/4"	50.5	72.5	214.5	195.2	0.5~40
1-1/2"	38	1-1/2"	59.5	85.9	243.7	224.4	0.5~20
1-1/2"	38-25	1-1/2"	59.5	87.2	245	225.7	20~40
2"	50	2"	64.75	99.1	283.2	255.9	0.5~20
2"	50-32	2"	64.75	101.7	285.8	258.5	20~35



STAINLESS STEEL SAFETY VALVE



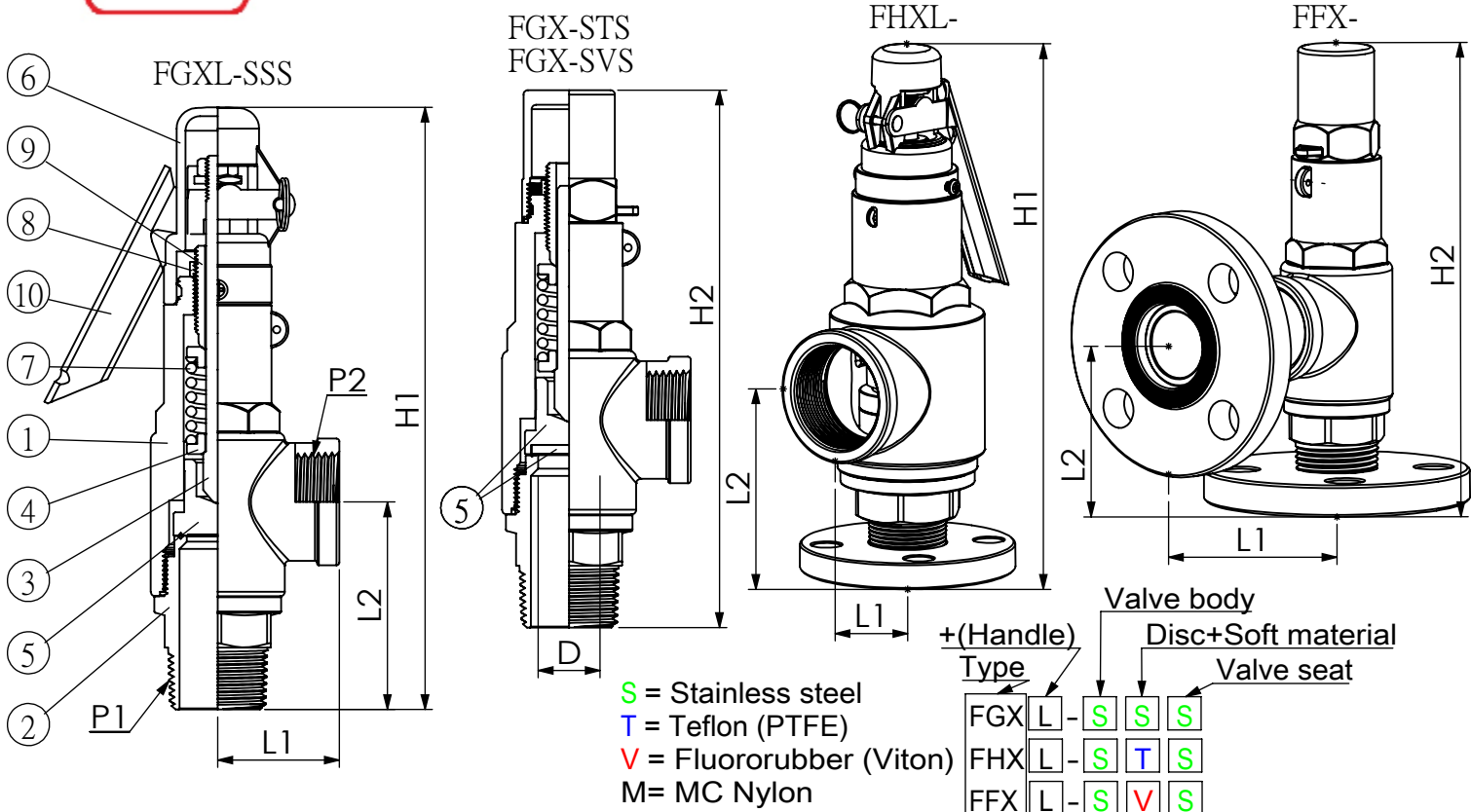
材質表 General material

NO	TYPE	FGXL-SSS 手拉式 Safety Valve with Lever metal to metal	FGX-SSS 密封式 Safety Valve with Sealing metal to metal	FGXL-SVS 手拉式 Safety Valve with Lever Disc insert Vitonl	FGX-SVS 密封式 Safety Valve with Sealing Disc insert Vitonl	FGXL-ST/ST-S 手拉式 Safety Valve with Lever Disc insert PTFE	FGX-ST/ST-S 密封式 Safety Valve with Sealing Disc insert PTFE	FHXL 手拉式 Inlet: Flange Outlet: Thread	FHX 密封式 Inlet: Flange Outlet: Thread	FFXL 手拉式 Inlet: Flange Outlet: Flange	FFX 密封式 Inlet: Flange Outlet: Flange
1	閥體 VALVE BODY	CF8 / CF8M	CF8 / CF8M	CF8 / CF8M	CF8 / CF8M	CF8 / CF8M	CF8 / CF8M	CF8 / CF8M	CF8 / CF8M	CF8 / CF8M	CF8 / CF8M
2	閥座 VALVE SEAT	CF8 / CF8M	CF8 / CF8M	CF8 / CF8M	CF8 / CF8M	CF8 / CF8M	CF8 / CF8M	CF8 / CF8M	CF8 / CF8M	CF8 / CF8M	CF8 / CF8M
3	閥桿 STEM	SUS304	SUS304	SUS304	SUS304	SUS304	SUS304	SUS304	SUS304	SUS304	SUS304
4	彈簧座 SPRING SEAT	SUS304	SUS304	SUS304	SUS304	SUS304	SUS304	SUS304	SUS304	SUS304	SUS304
5	閥盤 DISC	SUS304/316	SUS304/316	SUS304/316 +VITON	SUS304/316 +VITON	SUS304/316 +PTFE	SUS304/316 +PTFE	SUS304/316	SUS304/316	SUS304/316	SUS304/316
6	閥蓋 CAP	CF8	CF8	CF8	CF8	CF8	CF8	CF8	CF8	CF8	CF8
7	彈簧 SPRING	SUS304	SUS304	SUS304	SUS304	SUS304	SUS304	SUS304	SUS304	SUS304	SUS304
8	螺帽 NUT	SUS304	SUS304	SUS304	SUS304	SUS304	SUS304	SUS304	SUS304	SUS304	SUS304
9	調整螺絲 ADJUST SCREW	SUS304	SUS304	SUS304	SUS304	SUS304	SUS304	SUS304	SUS304	SUS304	SUS304
10	把手 HANDLE	SUS304	-	SUS304	-	SUS304	-	SUS304	-	SUS304	-
使用溫度 WORKING TEMP.(°C)		-196°C~350°C		-40°C~200°C		-185°C~200°C		-196°C~350°C		-196°C~350°C	

Special size, pressure range and the actual material should contact the manufacturer.
 特殊尺寸,調壓範圍及實際材質需與廠商聯繫訂製。



STAINLESS STEEL SAFETY VALVE

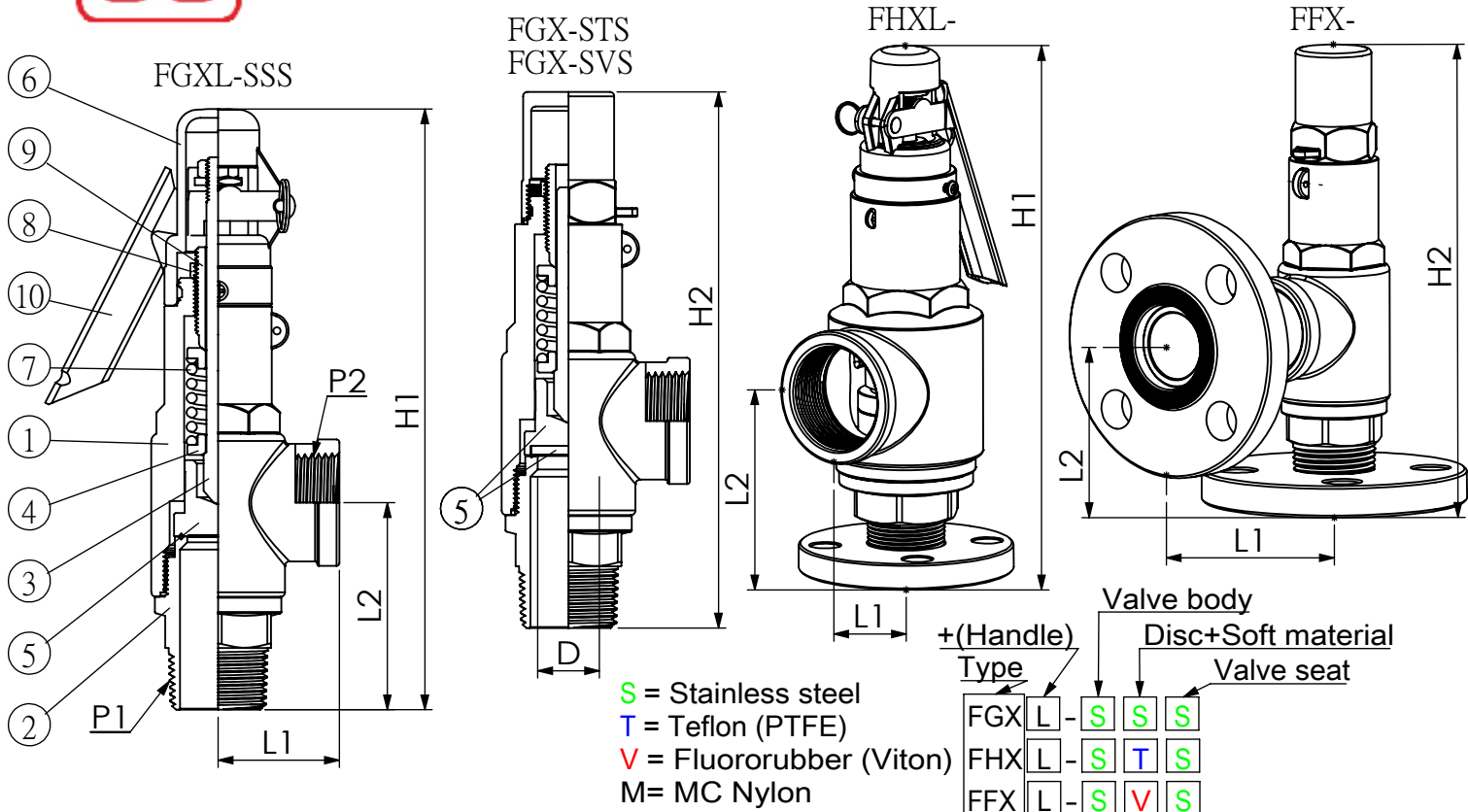


尺寸表(mm)
Dimension (FGXL-SSS ~ FGX-ST)

P1	D	P2	L1	L2	H1	H2	Working Pressure (Kg/cm ²)
1/2"	15	1"	41.25	65.5	199.5	177.5	0.4~40
1/2"	15-10.5	1"	41.25	65.5	199.5	177.5	40~165
1/2"	10.5-7.5	1"	41.25	65.5	199.5	177.5	165~322
1/2"	7.5-5.5	1"	41.25	65.5	199.5	177.5	322~600
1/2"	5.5-5	1"	41.25	65.5	199.5	177.5	600~720
3/4"	19.5	1"	41.25	65	199	177	0.4~40
3/4"	19.5-10.5	1"	41.25	65	199	177	40~165
3/4"	10.5-7.5	1"	41.25	65	199	177	165~322
3/4"	7.5-5.5	1"	41.25	65	199	177	322~600
3/4"	5.5-5	1"	41.25	65	199	177	600~720
1"	21	1"	41.25	70.5	204.5	182.5	0.4~40
1"	21-13	1"	41.25	70.5	204.5	182.5	40~100
1"	13-10.5	1"	41.25	70.5	204.5	182.5	100~165
1"	10.5-7.5	1"	41.25	70.5	204.5	182.5	165~322
1"	7.5-5.5	1"	41.25	70.5	204.5	182.5	322~600
1"	5.5-5	1"	41.25	70.5	204.5	182.5	600~720
1"	25	2"	65	100.3	284	260.5	0.7~20
1 1/4"	33	2"	65	100.8	284.5	261	0.7~20
1 1/4"	33~27.5	2"	65	100.8	284.5	261	20~70
1 1/4"	27.5~22	2"	65	100.8	284.5	261	70~110
1 1/4"	22~20	2"	65	100.8	284.5	261	110~130
1 1/4"	20~15	2"	65	100.8	284.5	261	130~220
1 1/2"	39	2"	65	101.3	285	261.5	0.7~20
1 1/2"	39-30	2"	65	101.3	285	261.5	20~60
1 1/2"	30-27.5	2"	65	101.3	285	261.5	60~70
1 1/2"	27.5-22	2"	65	101.3	285	261.5	70~110
1 1/2"	22-20	2"	65	101.3	285	261.5	110~130
1 1/2"	20-15	2"	65	101.3	285	261.5	130~220
2"	39	2"	65	104.3	288	264.5	0.7~20
2"	39~27.5	2"	65	104.3	288	264.5	20~70
2"	27.5-22	2"	65	104.3	288	264.5	70~110
2"	22-20	2"	65	104.3	288	264.5	110~130
2"	20~15	2"	65	104.3	288	264.5	130~220



STAINLESS STEEL SAFETY VALVE



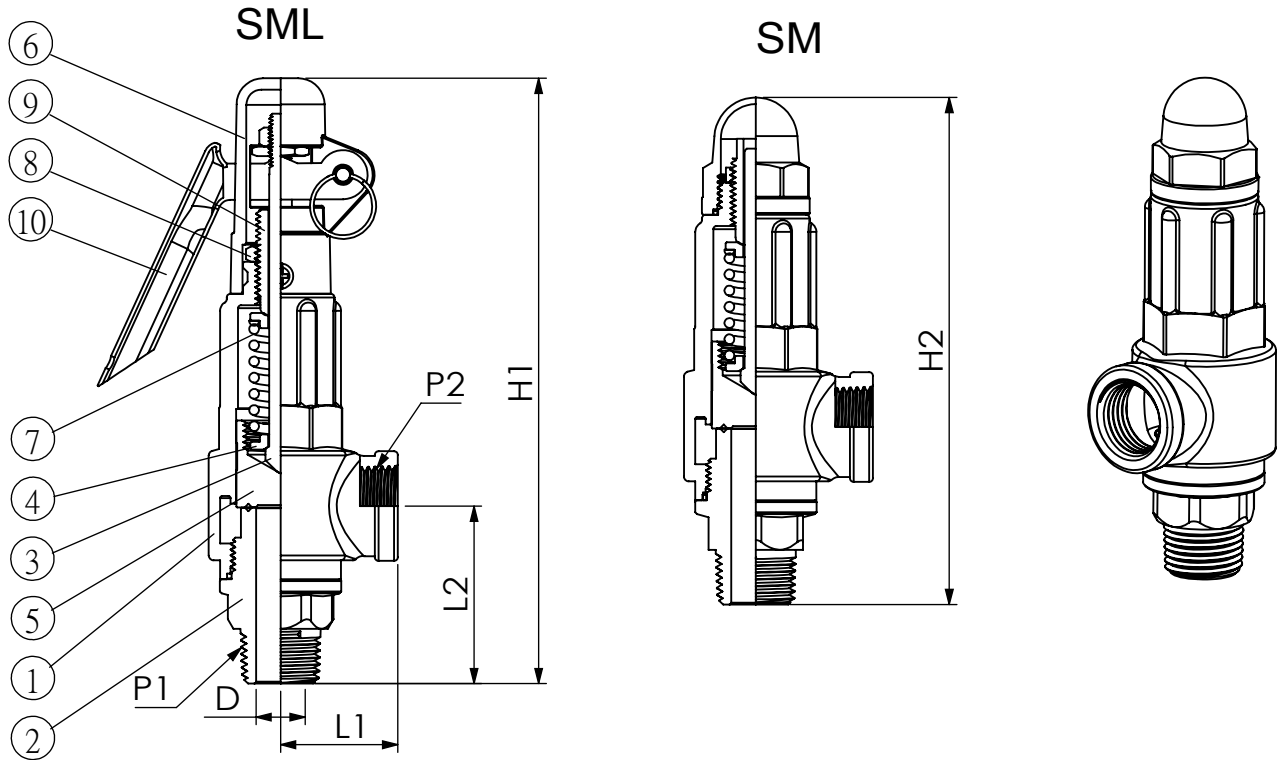
尺寸表

Dimension (FHXL ~ FFXL) + Flanged ends (mm)

NOMINAL			FHXL~FHX				FFXL~FFX				Working Pressure (Kg/cm ²)
P1	D	P2	L1	L2	H1	H2	L1	L2	H1	H2	
1/2"	15	1"	41.25	70.5	204.5	182.5	105.75	70.5	204.5	182.5	0.4~40
1/2"	15-10.5	1"	41.25	70.5	204.5	182.5	105.75	70.5	204.5	182.5	40~165
1/2"	10.5-7.5	1"	41.25	70.5	204.5	182.5	105.75	70.5	204.5	182.5	165~322
1/2"	7.5-5.5	1"	41.25	70.5	204.5	182.5	105.75	70.5	204.5	182.5	322~600
1/2"	5.5-5	1"	41.25	70.5	204.5	182.5	105.75	70.5	204.5	182.5	600~720
3/4"	19.5	1"	41.25	70	204	182	105.75	70	204	182	0.4~40
3/4"	19.5-10.5	1"	41.25	70	204	182	105.75	70	204	182	40~165
3/4"	10.5-7.5	1"	41.25	70	204	182	105.75	70	204	182	165~322
3/4"	7.5-5.5	1"	41.25	70	204	182	105.75	70	204	182	322~600
3/4"	5.5-5	1"	41.25	70	204	182	105.75	70	204	182	600~720
1"	21	1"	41.25	75.5	209.5	187.5	105.75	75.5	209.5	187.5	0.4~40
1"	21-13	1"	41.25	75.5	209.5	187.5	105.75	75.5	209.5	187.5	40~100
1"	13-10.5	1"	41.25	75.5	209.5	187.5	105.75	75.5	209.5	187.5	100~165
1"	10.5-7.5	1"	41.25	75.5	209.5	187.5	105.75	75.5	209.5	187.5	165~322
1"	7.5-5.5	1"	41.25	75.5	209.5	187.5	105.75	75.5	209.5	187.5	322~600
1"	5.5-5	1"	41.25	75.5	209.5	187.5	105.75	75.5	209.5	187.5	600~720
1"	25	2"	65	105.3	289	265.5	133.5	105.3	289	265.5	0.7~20
1 1/4"	33	2"	65	106.8	290.5	267	133.5	106.8	290.5	267	0.7~20
1 1/4"	33~27.5	2"	65	106.8	290.5	267	133.5	106.8	290.5	267	20~70
1 1/4"	27.5~22	2"	65	106.8	290.5	267	133.5	106.8	290.5	267	70~110
1 1/4"	22~20	2"	65	106.8	290.5	267	133.5	106.8	290.5	267	110~130
1 1/4"	20~15	2"	65	106.8	290.5	267	133.5	106.8	290.5	267	130~220
1 1/2"	39	2"	65	107.3	291	267.5	133.5	107.3	291	267.5	0.7~20
1 1/2"	39-30	2"	65	107.3	291	267.5	133.5	107.3	291	267.5	20~60
1 1/2"	30-27.5	2"	65	107.3	291	267.5	133.5	107.3	291	267.5	60~70
1 1/2"	27.5-22	2"	65	107.3	291	267.5	133.5	107.3	291	267.5	70~110
1 1/2"	22-20	2"	65	107.3	291	267.5	133.5	107.3	291	267.5	110~130
1 1/2"	20-15	2"	65	107.3	291	267.5	133.5	107.3	291	267.5	130~220
2"	39	2"	65	110.3	294	270.5	133.5	110.3	294	270.5	0.7~20
2"	39~27.5	2"	65	110.3	294	270.5	133.5	110.3	294	270.5	20~70
2"	27.5~22	2"	65	110.3	294	270.5	133.5	110.3	294	270.5	70~110
2"	22~20	2"	65	110.3	294	270.5	133.5	110.3	294	270.5	110~130
2"	20~15	2"	65	110.3	294	270.5	133.5	110.3	294	270.5	130~220



STAINLESS STEEL SAFETY VALVE



材質表 General material

NO.	NAME	TYPE	SML 手拉式 Safety Valve with Lever metal to metal		SM 密封式 Safety Valve with Sealing metal to metal	
1	閥體 VALVE BODY		CF8 / CF8M		CF8 / CF8M	
2	閥座 VALVE SEAT		CF8 / CF8M		CF8 / CF8M	
3	閥桿 STEM		SUS304		SUS304	
4	彈簧座 SPRING SEAT		SUS304		SUS304	
5	閥盤 DISC		SUS304 / 316		SUS304 / 316	
6	閥蓋 CAP		CF8		CF8	
7	彈簧 SPRING		SUS304		SUS304	
8	螺帽 NUT		SUS304		SUS304	
9	調整螺絲 ADJUST SCREW		SUS304		SUS304	
10	把手 HANDLE		SUS304		SUS304	
使用溫度 WORKING TEMP (°C)			-196°C ~ 350°C			

尺寸表 Dimension (mm)

NOMINAL			L1	L2	H1	H2	Working Pressure (Kg/cm ²)
P1	D	P2					
1/2"	13	1/2"	31	46.95	160.1	134.1	0.25~30
3/4"	19	3/4"	34.8	56.4	172.5	147	0.3~30
1"	20.5	1"	40	65.5	199.5	173.5	1~35
1 1/4"	30	1 1/4"	52	72.7	217.9	196.4	2~20
1 1/2"	34	1 1/2"	59.5	89	247.3	225.8	1~20
2"	39	2"	66	95.5	286.4	259.9	1~20

Special size, pressure range and the actual material should contact the manufacturer.
 特殊尺寸, 調壓範圍及實際材質需與廠商聯繫訂製。