



HOPEET ENTERPRISE  
SAFETY VALVE

申錫-安全閥與控制閥的專家  
SAFETY RELIEF VALVE &  
PNEUMATIC COMPONENTS



CE  
1128



ISO 9001  
NO. Cert. 00.12.3511



BRMM 342208



## 簡介

申錫為一專業閥類產品製造商，公司創立於西元1968年，早年主要產品以空氣壓縮機上之小型球閥、逆止閥、安全閥、洩水閥等為主。至今仍持續研發、創新，持續引進各式高精密設備、加工技術以滿足各種客戶需求。

公司生產之不鏽鋼304/316、鑄鐵、鑄鋼、銅等材質之安全閥、Y型汽缸閥、針閥、逆止閥等，不鏽鋼產品，本體為精密脫蠟鑄件，其可運用在蒸氣鍋爐、染色機械、成衣蒸燙機、皮革機械、化工機械、石化應用、食品機械等諸多用途上。

在2016年，公司成功研發超低溫專用閥門- Marshall系列產品，如安全閥、逆止閥、調壓閥、三通球閥、壓力錶閥、Y型過濾器。Marshall系列產品，亦為臺灣首次得到中國大陸地區之TS特種設備低溫認證之產品。申錫Marshall系列，為您超低溫流體需求的最佳解決方案。

2018年，申錫將廠內主力之CNC產線，導入自動化生產製程：十餘台配合自動送料機以及機械自動手臂之精密加工機台、彈性化生產的自動托盤倉儲工作站，其不僅強化產品品質，亦提高了生產效能。由於這些科技的進步，我們能達成兼顧高品質與成本的雙贏任務。

申錫公司誠摯地希望能滿足一切您的閥類產品需求。

## About us

Hopeet Enterprise is your most professional partner in valve manufacturing. Founded in 1968 and family-owned, we started by manufacturing small ball valves, check valves, and safety valves for air compressors. Today, we continue to innovate and develop to meet our customers' evolving needs.

Our products are available in a wide selection of materials—including SUS304/316, WCB, FC, and Bronze—and are manufactured using precision investment (lost-wax) and foundry casting. These products are widely utilized in steam boilers, dyeing machines, steam ironing machines, leather machinery, chemical applications, food industries, and more.

In 2016, we successfully developed valves for cryogenic applications. The Marshall series (comprising check valves, safety valves, pressure regulators, shut-off valves, strainers, and excess flow valves) has become the first TS-certified cryogenic product line in Taiwan. Hopeet's Marshall series is your ultimate solution for cryogenic applications.

As the future approaches, cost and quality can achieve a perfect balance. Hopeet completed its major production line automation in late 2018. We have installed dozens of DMG MORI machines equipped with bar feeders and robotic arms to significantly enhance productivity and quality across all Hopeet products.

We, Hopeet Enterprise, sincerely look forward to providing the perfect solutions for your valve needs.

第二代董事長為 王懿德，並開始第一次轉型朝向安全閥設計與生產。  
The second-generation Chairman, Wang Yi-Te, led the company's first transformation, focusing on the design and production of safety valves.

董事長第三代 王卓立，開始全面導入高階日、德自動化五軸機床，為第二次轉型。  
The third-generation Chairman, Wang Cho-Li, initiated the second transformation by fully introducing advanced Japanese and German five-axis CNC machines with automation.

因應未來人力需求減少導入機械手臂、24小時托盤自動化生產系統，完成第三次轉型。  
To address future labor shortages, robotic arms and a 24-hour automated pallet production system were implemented, completing the third transformation.

升級CE PED 壓力容器最高級證書：H1級，成為全臺灣唯一取得該證書之廠商。  
Upgraded to CE Module H1: Taiwan's sole manufacturer to achieve the highest level of safety valve certification required by the PED.

1968.01

1987.05

2016.02

2018.04

2019.06

2024.07

2025.09

2026.05

本公司由創辦人王甫泉成立。  
The company was founded by Wang Fu-Chuan.

因應LNG氣體需求大增，開始生產Marshall系列產特殊低溫氣體用閥。  
In response to the surge in LNG demand, the company launched the Marshall Series valves designed for special cryogenic gas applications.

取得歐盟CE PED(B+D級)認證，並持續推動自動化生產  
The company obtained the EU's CE PED (B+D type) certification and continued to advance automated production.

完成安全閥檢測線上查核系統與測試機台，並提供臺灣業界最完整的安  
全閥性能報告。  
The company completed its online safety valve inspection and testing system, providing the industry's most comprehensive safety valve performance reports.

國際標準CE, ASME\*, TS\*認證

# 業界最上! 安全閥製造標竿!

自有材質分光儀 原料品質把關

- 日系Hitachi材料分析分光儀，每批材料雙重驗證化學性質 確保符合PED規範、EN 10204 Type 3.1規格
- 國際壓力容器規範- 歐盟CE PED 2014/68/EU H1級國產唯一最高指標 品質系統ISO 9001, ISO 14001 殼體設計規範符合ASME，及ISO4126 排放、回壓、洩漏性能設計規範ISO4126, API527

## 組裝 測試 / Assembly & Examine

自主研發、引領業界、全台唯一!!

「一站式測壓、測漏平台」

- 自動產出安全閥測試報告，雲端儲存可線上回溯，快速查找報告，保存測試影片五年，明確責任歸屬。
- 具備驗證功能，可驗證是否為贗品。
- 申錫深耕全球安全閥市場40餘年 客戶信賴、品質有保障，售出安全閥一年保固 產品異常交換件保固服務，確保產線運作不受影響
- 業界唯一，主動提醒年度校驗服務。

· 3年料件整新保固，返廠維修能力，安心免煩惱。

## 「自製率高達95%」背後是?!

100% 自動化產線 鏡面級車削 德、日、台加工機台菁英薈萃

### “IN HOUSE 自廠生產”



關於申錫  
About Hopeet

- 自動化：本體由Makino PZ Max工作站、UR機械手臂自動上下料車床，24小時全天候自動生產。 一切設備的建置都是為了最終目標-穩定而高效高品質 高達95%的自製率所以我們自主能控制產品品質；不假他人之手，達到穩定可控的交期。
- 精密加工：8台DMG MORI車銑複合機台製作-安全閥的核心「閥盤、閥座」達到誇張完美的鏡面級車削。高精度、RA平整度MAX!的密封面，降低了35%的無效排放。
- 日本Cleanvy- 真空淨排放超音波清洗機 可食用等級洗劑，確保閥件不會汙染管道。 \*ASME, TS申請中。

## Certificates / CE, ASME\*, TS\*

### The Benchmark of Safety Valve

In-house Spectrometer Ensuring Raw Material Quality

- Material verified with Hitachi spectrometer Dual-check purity, meets EN 10204 Type 3.1
- Certified to EU CE PED 2014/68/EU ISO 9001 / ISO 14001 Quality System Design standards: Housing – ASME and ISO4126 Performance – ISO 4126 / API 527

### Assembly & Examine

The Only in the Industry

Self-Developed, “Integrated Pressure & Leak Testing System”

- The system provides the Auto-Generated Test Reports, Cloud Storage with Online Traceability Quick report search, test videos stored for 5 years for clear accountability.
- Anti-Counterfeit Verification Available Ensures product authenticity.
- Over 40 Years in the Global Safety Valve Market Trusted by customers. Proven quality. 1-Year Warranty for Safety Valves Factory Repairs & On-site Valve Replacement service
- The industry's only proactive annual calibration reminder In-House Repairs with 3-Year Refurb Warranty Coverage Worry-free service — we're always here for you.

## 95% Self-Manufactured – How?

### 100% Automated Line , Mirror-Finish Turning Top Machines from Germany, Japan & Taiwan

- Automation & Quality Control Makino PZ Max Workstations + UR Robot Arms 24/7 unmanned production of valve bodies. Built for one goal: stable, efficient, also high-quality With 95% in-house manufacturing, We ensure full quality control & reliable lead times.
- Precision Machining 8x DMG MORI Mill-Turn Centers produce our core components — Valve DISKS & SEATS with Mirror-Finish Turning and extreme flatness (RA). Achieving 35% reduction in leakage through ultra-precise sealing surfaces.
- Clean & Safe Japan-made Cleanvy ultrasonic cleaner Food-grade detergent to ensure no pipeline contamination from Valve. \*ASME, TS pending



# Production Process 生產工藝

申錫安全閥，為了達成不仰賴他人的自製能力，持續投資精進自身的生產設備，擁有完備的高精度德日台數控加工車床、銑床，並擁有全自動化生產能力。

To achieve full in-house manufacturing capabilities without relying on external suppliers, Hopeet continuously invests in the advancement of its production equipment.


The company is equipped with a complete range of high-precision CNC lathes and milling machines from Germany, Japan, and Taiwan, and possesses fully automated production capabilities.



DMG MORI EcoTurn 310x2 車銑複合  
DMG MORI EcoTurn 310 mill-turn machine



DMG MORI DMU50 5軸銑床  
DMG MORI DMU50 5-axis milling machine



DMG MORI NLX2000SY/500  
雙主軸車銑複合 配合自動送料棒材x5  
DMG MORI NLX2000SY/500  
Dual-spindle mill-turn with automatic bar feeder



AWEA AF-1000 x6 銑床  
AWEA AF-1000 milling machine



FANUC ROBODRILL x2 銑床  
FANUC ROBODRILL milling machine



Makino a61nx x2 臥式銑床  
Makino a61nx Horizontal milling machine



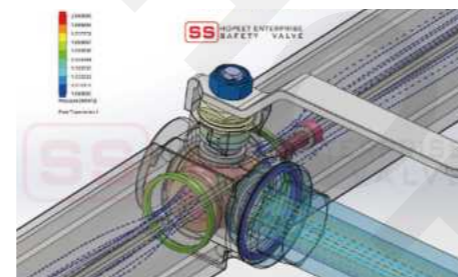
Makino PZ1 x1 自動化工作站  
Makino PZ1 pallet handling system



FEMCO 車床配合UR機械手臂自動上下料  
FEMCO turning machine with UR robotic arms  
HL-25 x4  
HL-25N x7



日本Cleanvy-真空淨排放超音波清洗機  
Japan-made Cleanvy ultrasonic cleaner  
(F03 / G02 / H00)



SolidWorks 流體、應力分析軟體  
SolidWorks - Flow simulation

# Inspection Equipments 檢測設備

安全閥為設備的最後防線，我們建置了各式檢測設備為了得到全方面的數據資料，來保證安全閥的品質。

As safety valves serve as the final line of defense in equipment, we have established a wide range of inspection equipment to obtain comprehensive data, ensuring the quality and reliability of our safety valves.



材質分析分光儀 HITACHI FOUNDRY-MASTER  
Material Analyzer Spectrometer



手持3D雷射掃描儀  
ScanTech SIMSCAN30  
Handheld 3D Laser Scanner



表粗儀 Surface Roughness Tester  
AccreTech SURFCOM FLEX-50AX  
洛式硬度計 Rockwell Hardness Tester  
Mitutoyo HR-210MR



2.5D影像量測儀 MinmTaiy SV-2.5D  
2.5D Optical Measuring Instrument



三次元座標量測儀  
JMTTech ABLE-H686-CNC  
CNC 3D Coordinate Measuring Machine (CMM)



申錫自研-安全閥排放性能檢測台  
Hopeet In-house  
Valve Discharge Test Bench



申錫自研-一站式測壓檢漏平台  
Hopeet In-house  
Developed Pressure Testing  
& Leak Detection Bench



無塵組裝室  
Clean Assembly Room



雲端測報伺服器  
Cloud Test Report Server

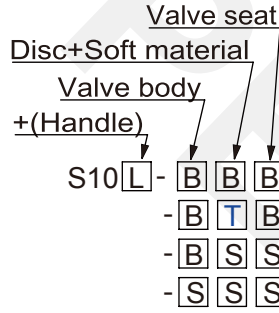
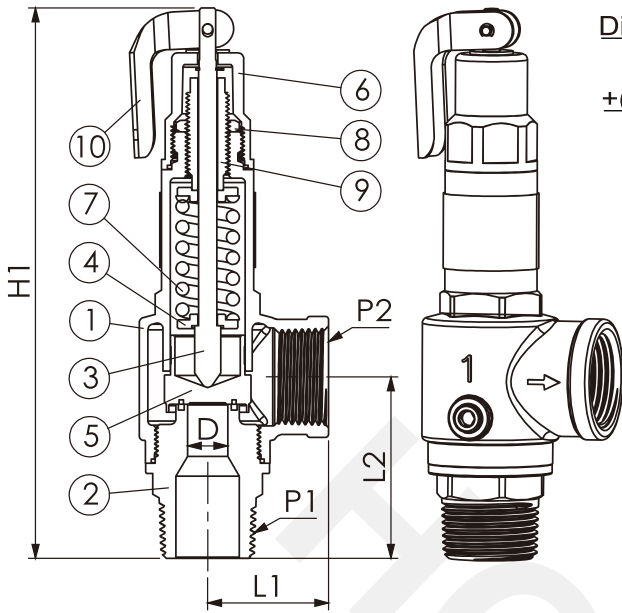


產品認證  
Certificates

ECONOMICAL SAFETY VALVES 常規安全閥


S10L-BBB

S10-SSS(BBB)



B = (Body)Bronze  
(Seat)BRASS  
(Disc)BRASS  
S = (Body)Stainless steel  
(Seat)Stainless steel  
(Disc)Stainless steel

Soft sealing  
T = Teflon (PTFE)  
V = Fluororubber (Viton)  
M = MC Nylon



Design code:PED (2014/68/EU), CNS-9969  
Testing code:API527, ISO4126-1



材質表 General material

NO.	TYPE (example) NAME	S10L-BBB手拉式 Safety Valve with lever metal to metal	S10-BBB密封式 Safety Valve with Sealing metal to metal	S10L-BTB手拉式 Safety Valve with lever Disc insert PTFE	S10-BVB密封式 Safety Valve with Sealing Disc insert VITON	S10L-BSS手拉式 Safety Valve with lever metal to metal	S10L-SSS手拉式 Safety Valve with lever metal to metal
1	閥體 VALVE BODY	BRONZE	BRONZE	BRONZE	BRONZE	BRONZE	CF8/CF8M
2	閥座 VALVE SEAT	BRASS	BRASS	BRASS	BRASS	CF8/CF8M	CF8/CF8M
3	閥桿 STEM	BRASS (2" Using SUS303)	BRASS (2" Using SUS303)	BRASS (2" Using SUS303)	BRASS (2" Using SUS303)	BRASS (2" Using SUS303)	SUS304
4	彈簧座 SPRING SEAT	BRASS	BRASS	BRASS	BRASS	BRASS	SUS304
5	閥盤 DISC	BRASS	BRASS	BRASS+PTFE	BRASS+VITON	SUS304/316	SUS304/316
6	閥蓋 CAP	BRONZE	BRASS	BRONZE	BRASS	BRONZE	CF8
7	彈簧 SPRING	STEEL / SUS304	STEEL / SUS304	STEEL / SUS304	STEEL / SUS304	STEEL / SUS304	SUS304
8	螺帽 NUT	BRASS	BRASS	BRASS	BRASS	BRASS	SUS304
9	調整螺絲 ADJUST SCREW	BRASS	BRASS	BRASS	BRASS	BRASS	SUS304
10	把手 HANDLE	STEEL	-	STEEL	-	STEEL	SUS304
使用壓力 WORKING PRESSURE (Kg/cm2)		0.5-20: 1/2"、3/4"、1"、1-1/4、1-1/2" 0.5-15: 2"					
使用溫度 WORKING TEMP.(°C)		-50~200°C		-50~200°C		-40~200°C	

Please contact us for the custom size, pressure and actual material \*Initial Discharge occurs below the set pressure.  
特殊尺寸，調壓範圍及實際材質或使用溫度需求，需與廠商聯繫訂製。\*初噴現象早於設定壓力。  
BRONZE:ASTM B584 C84400 BRASS:ASTM B16 C36000/C3604

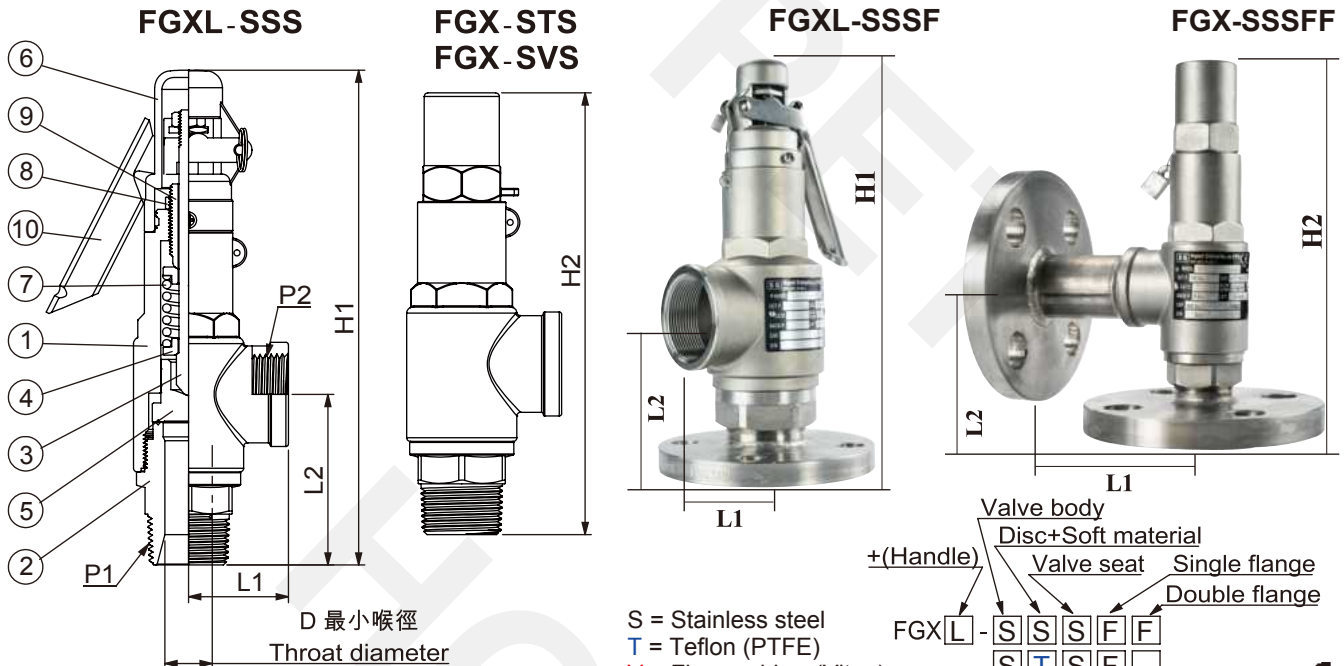
尺寸表 Dimension (mm)

入口 P1 Inlet	最小喉徑 D Throat diameter	出口 P2 Outlet	L1	L2	H1	H2
1/2"	13	1/2"	34.5	47.5	159	134
3/4"	13	3/4"	37	50.25	167	142
1"	21	1"	42	63	197	175.5
1-1/4"	26	1-1/4"	50.5	73	219.4	198.5
1-1/2"	30	1-1/2"	58	83.9	252.3	231.4
2"	39	2"	65	87	283.5	251



更多安全閥  
性能資訊  
More about  
Performances

STAINLESS STEEL SAFETY VALVES 高流量程安全閥



Design code: PED (2014/68/EU), CNS-9969  
Testing code: API527, ISO4126-1



材質表 General material

NO.	TYPE NAME	General material											
		FGXL-SSS 手拉式 Safety Valve with Lever metal to metal	FGX-SSS 密封式 Safety Valve with Sealing metal to metal	FGXL-SVS 手拉式 Safety Valve with Lever Disc insert Viton	FGX-SVS 密封式 Safety Valve with Sealing Disc insert Viton	FGXL-STX 手拉式 Safety Valve with Lever Disc insert PTFE	FGX-STX 密封式 Safety Valve with Sealing Disc insert PTFE	FGXL-SSSF 手拉式 Inlet: Flange Outlet: Thread	FGXL-SSSF 密封式 Inlet: Flange Outlet: Thread	FGXL-SSSFF 手拉式 Inlet: Flange Outlet: Flange	FGXL-SSSFF 密封式 Inlet: Flange Outlet: Flange		
1	閥體 VALVE BODY	CF8/CF8M	CF8/CF8M	CF8/CF8M	CF8/CF8M	CF8/CF8M	CF8/CF8M	CF8/CF8M	CF8/CF8M	CF8/CF8M	CF8/CF8M	CF8/CF8M	
2	閥座 VALVE SEAT	CF8/CF8M	CF8/CF8M	CF8/CF8M	CF8/CF8M	CF8/CF8M	CF8/CF8M	CF8/CF8M	CF8/CF8M	CF8/CF8M	CF8/CF8M	CF8/CF8M	
3	閥桿 STEM	SUS304	SUS304	SUS304	SUS304	SUS304	SUS304	SUS304	SUS304	SUS304	SUS304	SUS304	
4	彈簧座 SPRING SEAT	SUS304	SUS304	SUS304	SUS304	SUS304	SUS304	SUS304	SUS304	SUS304	SUS304	SUS304	
5	閥盤 DISC	SUS304/316	SUS304/316	SUS304/316 +VITON	SUS304/316 +VITON	SUS304/316 +PTFE	SUS304/316 +PTFE	SUS304/316	SUS304/316	SUS304/316	SUS304/316	SUS304/316	
6	閥蓋 CAP	CF8	CF8	CF8	CF8	CF8	CF8	CF8	CF8	CF8	CF8	CF8	
7	彈簧 SPRING	SUS304	SUS304	SUS304	SUS304	SUS304	SUS304	SUS304	SUS304	SUS304	SUS304	SUS304	
8	螺帽 NUT	SUS304	SUS304	SUS304	SUS304	SUS304	SUS304	SUS304	SUS304	SUS304	SUS304	SUS304	
9	調整螺絲 ADJUST SCREW	SUS304	SUS304	SUS304	SUS304	SUS304	SUS304	SUS304	SUS304	SUS304	SUS304	SUS304	
10	把手 HANDLE	SUS304	-	SUS304	-	SUS304	-	SUS304	-	SUS304	-	-	
使用壓力 WORKING PRESSURE (Kg/cm <sup>2</sup> )		0.5-20 (*20-200):1/2"x1"、3/4"x1"、1"x1" 0.5-15 (*15-200):1-1/4"x2"、1-1/2"x2"、2"x 2"											
使用溫度 WORKING TEMP.(°C)		-50~230°C		-50~200°C		-40~200°C		-50~230°C		-50~230°C		-50~230°C	

Please contact us for the custom size, pressure and actual material. \*Initial Discharge occurs below the set pressure.  
特殊尺寸，調壓範圍及實際材料需與廠商聯繫訂製。\*初噴現象早於設定壓力。 CF8M:ASTM A351-CF8M 304: ASTM A276-304  
\*CE規格目前通過0.5-20kg, 20公斤以上高壓版本認證申請中。目前以無CE認證形式販售，欲設定20KG以上，請聯絡我們。  
\*CE certified 0.5-20Kg.Higher pressure above 20kg on pending, available for sale in non-certified label.Contact us for more detail.

尺寸表 Dimension (FGXL-SSS~FGX-STX) (mm)

NOMINAL					L1	L2	H1	H2
P1	*	D	*	P2				
1/2"	*	15	*	1"	41.25	65.5	199.5	177.5
3/4"	*	19.5	*	1"	41.25	65	199	177
1"	*	21	*	1"	41.25	70.5	204.5	182.5
1"	*	25	*	2"	65	100.3	284	260.5
1 1/4"	*	33	*	2"	65	100.8	284.5	261
1 1/2"	*	39	*	2"	65	101.3	285	261.5
2"	*	39	*	2"	65	104.3	288	264.5

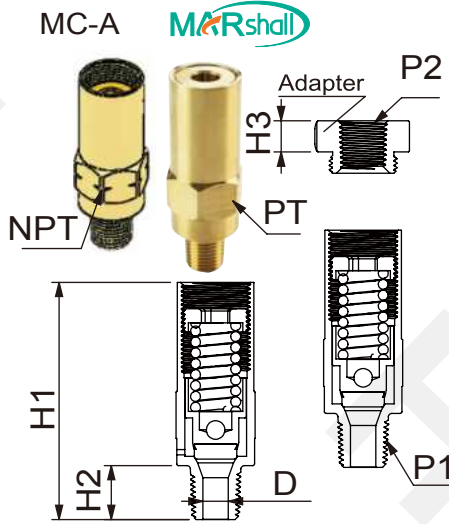
尺寸表 Dimension Type + Flanged ends (mm)

NOMINAL					FGXL~FGX (1 Flange)				FGXL~FGX (2 Flanges)			
P1	*	D	*	P2	L1	L2	H1	H2	L1	L2	H1	H2
1/2"	*	15	*	1"	41.25	70.5	204.5	182.5	105.75	70.5	204.5	182.5
3/4"	*	19.5	*	1"	41.25	70	204	182	105.75	70	204	182
1"	*	21	*	1"	41.25	75.5	209.5	187.5	105.75	75.5	209.5	187.5
1"	*	25	*	2"	65	105.3	289	265.5	133.5	105.3	289	265.5
1 1/4"	*	33	*	2"	65	106.8	290.5	267	133.5	106.8	290.5	267
1 1/2"	*	39	*	2"	65	107.3	291	267.5	133.5	107.3	291	267.5
2"	*	39	*	2"	65	110.3	294	270.5	133.5	110.3	294	270.5



# MC-A SERIES 液態氮低溫安全閥 CRYOGENIC RELIEF VALVES MC-K SERIES 冷媒安全閥 REFRIGERANT SAFETY VALVE

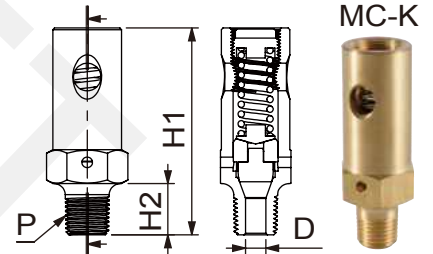
Applicable equipment:  
Cryogenic pipeline / cryogenic pressure vessel  
適用設備：低溫管路/低溫壓力容器  
Applicable medium: LNG; LO2; LN2; LAr;  
and non-corrosive gas  
適用介質：LNG; LO2; LN2; LAr;及非腐蝕性氣體



Example: MC-A 02NPT 350B 02NPT

MC-A 排放至大氣/系統管道 Open/Enclosed Discharge	MC-K 排放至大氣 Open Discharge
Temperature range 溫度範圍	
-196°C~74°C	-40°C~149°C
Maximum Inlet Pressure 最大進氣壓力	
600 psi	600 psi
Set pressure range 設定壓力範圍	
75°C~500 psi	75°C~580 psi
Size 口徑規格	
1/4"; 3/8"; 1/2"	1/4"; 3/8"
Valves are cleaned by CGA G-4. 1 standard for oxygen application. 100% factory test. 依照CGA G-4.1 標準清洗, 100%出廠測試 Factory preset and permanently locked. 出廠壓力設定完成後 固定	
Parts material 零件材質	
本體 Body 閥座 Poppet 調壓螺絲 Adjusting 轉接頭 Adapter 黃銅 C3600	本體 Body 閥座 Poppet 調壓螺絲 Adjusting 轉接頭 Adapter 黃銅 Brass
彈簧 Spring SUS302/304	彈簧 Spring Steel / Stainless steel
密封 Seal : PTFE	
其它配件 Other parts : 黃銅 Brass	

Applicable equipment:  
Refrigerant pressure vessel / Reservoir  
適用設備：冷媒壓力容器/儲液器設備  
Applicable medium: Refrigerant,  
frozen oil, and water.  
適用介質：冷媒，冷凍油及水。



Pressure presetted and glue fixed.  
出廠壓力設定完成後點膠固定。

How To Order 選型		
Type 類型	Size 尺寸	Set Press 設定壓力
MC-K	02 : (1/4")	70~580 Psi
	03 : (3/8")	

MC-K Dimension 規格尺寸			
P	D (mm)	H1 (mm)	H2 (mm)
1/4" PT	6.35	64.6	16
3/8" PT	9.5		

Standard product with no adapter 標準出廠無附轉接頭				
Type	Size 尺寸	Set Press 設定壓力	Drain Hole 排水孔	Adapter 轉接頭
MC-A	02 (NPT/PT): 1/4"	75 ~ 500 Psi	A: 有(exist)	02 (NPT/PT): 1/4"
	03 (NPT/PT): 3/8"		B: 無(nix)標準出廠	03 (NPT/PT): 3/8"
	04 (NPT/PT): 1/2"		Standard product	04 (NPT/PT): 1/2"

MC-A Dimension 規格尺寸					
P1	H1 inch (mm)	P2	H2 inch (mm)	H3 inch (mm)	D inch (mm)
1/4" NPT/PT	2.63" (66.7)	1/4" NPT/PT	0.6" (15.2)	11/32" (8.73)	0.28" (7.1)
3/8" NPT/PT		3/8" NPT/PT		11/16" (17.46)	
1/2" NPT/PT		1/2" NPT/PT		3/4" (19.05)	

## 小型安全閥 COMPACT SAFETY VALVES

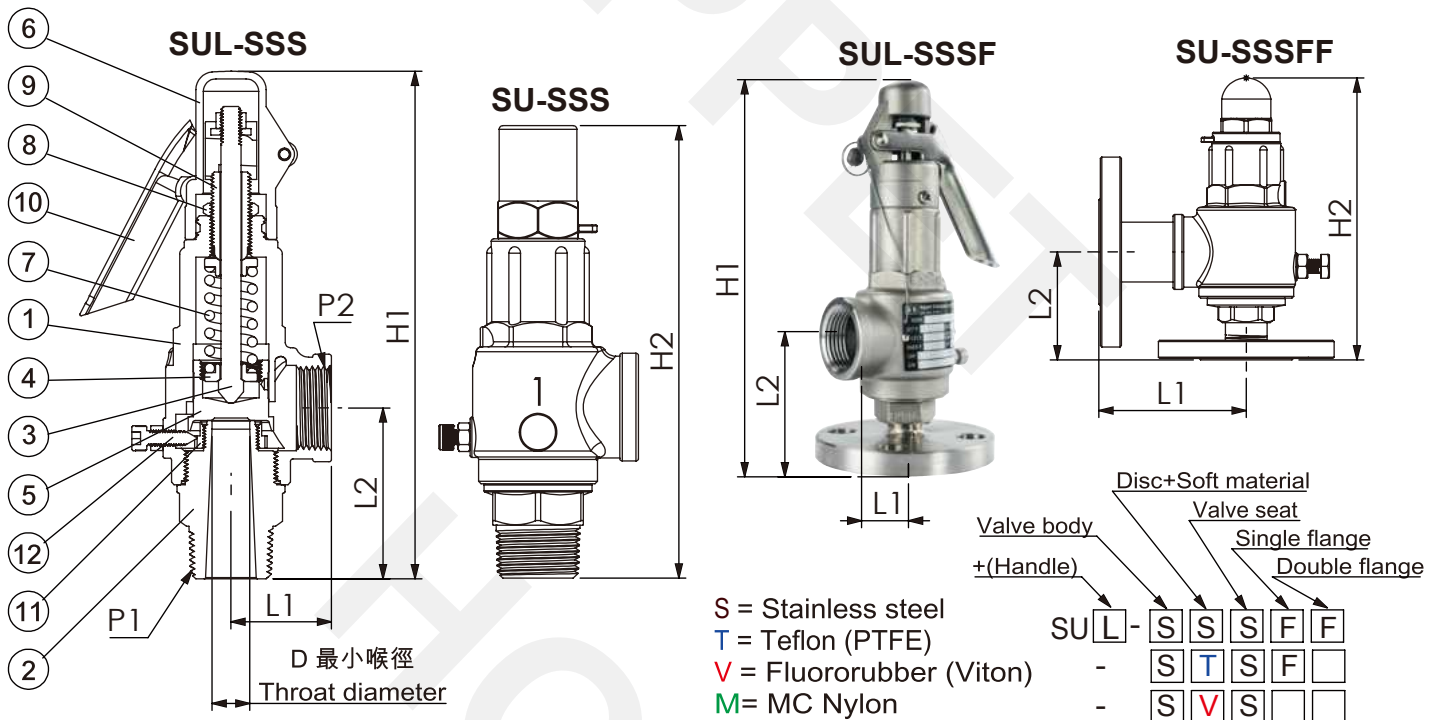
\*僅適用低壓以及超低流量。  
\*Only suitable for low pressure and low capacity use.



排放至環境中 Open Discharge

TYPE 型號	Valve body material 閥體材質	Working pressure 使用壓力(Kg/cm2)	Disc+Soft material 閥盤+軟密封	Working TEMP (°C) 使用溫度	Product Height 產品高度 (mm)
S30	SUS304	1~10	SUS304+VITON	-40~200	1/8": 73.5 ; 1/4": 73.5
S20	C84400	1~10	BRASS+VITON	-29~100	3/4": 91.5
AZ-04	BRASS	1~20	BRASS+Silicone	-29~100	1/2": 126.1
CVS	BRASS	1~7	BRASS+Silicone	-29~100	3/8": 36.6 ; 1/2": 40
HOP-411A	BRASS	1~20	BRASS+NBR	-29~100	1/4":61.8 ; 3/8":71.8 ; 1/2":77.1 ; 3/4":112.2 ; 1":117.2
HOP-411C	BRASS/SUS 304	1~17	BRASS/SUS 304+NBR	-29~100	1/4": 44.3
HOP-411D	BRASS ( plating電鍍 )	1~10	BRASS+NBR	-29~100	1/2": 50.7 ; 3/4":50
HOP-411E	BRASS	1~5	Steel balls 球形鋼珠	-29~100	1/4" 73.5
HOP-411F	BRASS	11~20	BRASS+PTFE	-29~100	1/2": 92.2 ; 3/4": 117.5 ; 1": 133.5

# STAINLESS STEEL FULL BORE SAFETY VALVE 全量型安全閥



材質表 General material

NO.	TYPE (example) NAME	SUL-SSS 手拉式 Safety Valve with metal to metal	SU-SSS 密封式 Safety Valve with Sealing metal to metal	SUL-SSSF 手拉式 Inlet : Flange Outlet : Thread	SU-SSSF 密封式 Inlet : Flange Outlet : Thread	SUL-SSSFF 手拉式 Inlet : Flange Outlet : Flange	SU-SSSFF 密封式 Inlet : Flange Outlet : Flange
1	閥體 VALVE BODY	CF8 / CF8M	CF8 / CF8M	CF8 / CF8M	CF8 / CF8M	CF8 / CF8M	CF8 / CF8M
2	閥座 VALVE SEAT	CF8 / CF8M	CF8 / CF8M	CF8 / CF8M	CF8 / CF8M	CF8 / CF8M	CF8 / CF8M
3	閥桿 STEM	SUS304	SUS304	SUS304	SUS304	SUS304	SUS304
4	彈簧座 SPRING SEAT	SUS304	SUS304	SUS304	SUS304	SUS304	SUS304
5	閥盤 DISC	SUS304/316	SUS304/316	SUS304/316	SUS304/316	SUS304/316	SUS304/316
6	閥蓋 CAP	CF8	CF8	CF8	CF8	CF8	CF8
7	彈簧 SPRING	SUS304	SUS304	SUS304	SUS304	SUS304	SUS304
8	螺帽 NUT	SUS304	SUS304	SUS304	SUS304	SUS304	SUS304
9	調整螺絲 ADJUST SCREW	SUS304	SUS304	SUS304	SUS304	SUS304	SUS304
10	把手 HANDLE	SUS304	-	SUS304	-	SUS304	-
11	下環 LOW RING	SUS304	SUS304	SUS304	SUS304	SUS304	SUS304
12	固定螺絲 FIX SCREW	SUS304	SUS304	SUS304	SUS304	SUS304	SUS304
使用壓力 WORKING PRESSURE (Kg/cm <sup>2</sup> )		0.5~25 詢問：各尺寸有所差異 Inquiry:Each size varies					
使用溫度 WORKING TEMP(°C)		-50~230°C					

Please contact us for the custom size, pressure and actual material. \*Initial Discharge occurs below the set pressure.  
 特殊尺寸，調壓範圍及實際材料需與廠商聯繫訂製。\*初噴現象早於設定壓力。  
 CF8M:ASTM A351-CF8M 304: ASTM A276-304

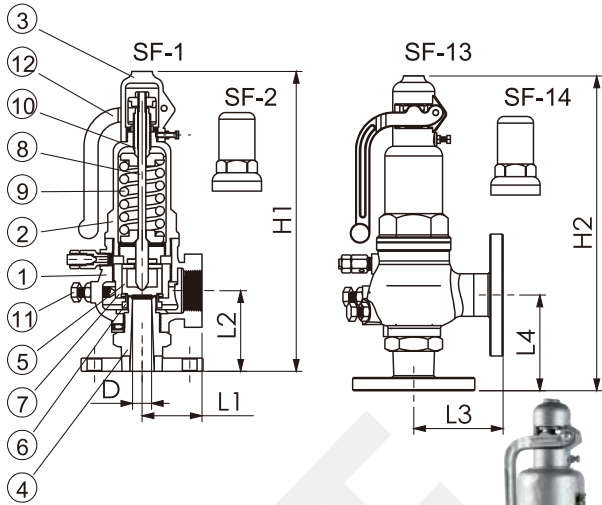
尺寸表 Dimension (mm)

SUL-SSS ~ SU-SSS									SUL-SSSF ~ SU-SSSF				SUL-SSSFF ~ SU-SSSFF								
NOMINAL					L1	L2	H1	H2	NOMINAL					L1	L2	H1	H2				
P1	*	D	*	P2					P1	*	D	*	P2								
1/2"	*	14	*	1"	40	60.8	194.8	172.8	1/2"	*	14	*	1"	40	65.8	199.8	177.8	104.5	65.8	199.8	177.8
3/4"	*	15	*	1"	40	65.4	199.4	177.4	3/4"	*	15	*	1"	40	70.4	204.4	182.4	104.5	70.4	204.4	182.4
1"	*	15	*	1"	40	68	202	180	1"	*	15	*	1"	40	73	207	185	104.5	73	207	185
1"	*	19	*	1 1/4"	52	71.7	215.9	195.4	1"	*	19	*	1 1/4"	52	76.6	221.9	200.4	104.7	77	221.9	200.4
1 1/2"	*	30	*	2"	66	92	282.9	259.4	1 1/2"	*	30	*	2"	66	98	288.9	265.4	134.5	98	288.9	265.4
2"	*	30	*	2"	66	93	283.9	260.4	2"	*	30	*	2"	66	99	289.9	266.4	134.5	99	289.9	266.4
2"	*	36	*	2 1/2"	76.5	103.5	300.9	277.4	2"	*	36	*	2 1/2"	76.5	109.5	306.9	283.4	150	109.5	306.9	283.4
2 1/2"	*	36	*	2 1/2"	76.5	104.5	301.9	278.4	2 1/2"	*	36	*	2 1/2"	76.5	110.5	307.9	284.4	150	110.5	307.9	284.4

# FULL BORE SAFETY VALVE 大型全量型安全閥

SF-1 & SF-2 Connection: Flanged (INLET)\* Screw thread (OUTLET)

SF-13 & SF-14 Connection: Flanged (INLET)\* Flanged (OUTLET)

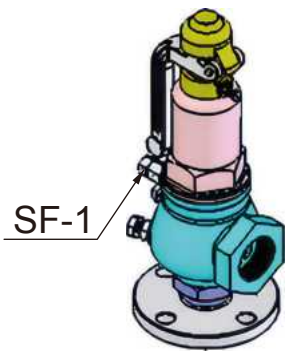


Fluid : Steam,Air,Gas,Liquid.  
 Temperature : MAX=300°C, Min=-5°C.  
 Connection : Flanged ANSI 300,150,jis10K.  
 Pressure : FC : 0.3~10Kg  
 WCB : 0.3~40Kg  
 SUS : 0.3~40Kg

流 體 : 蒸氣, 空氣, 液體。  
 使用溫度 : -5°C~300°C  
 接口規格 : 法蘭ANSI 300,150,JIS 10K  
 壓力範圍 : 鑄鐵 : 0.3~10K  
 鑄鋼 : 0.3~40K  
 不鏽鋼 : 0.3~40K

\*適用於鍋爐, 高壓容器

NO.	NAME	MATERIAL		
		FC	SCS 13	WCB
1	閥體 BODY	FC20	SCS 13	WCB
2	閥蓋 BONNET	FC20	SCS 13	WCB
3	帽蓋 CAP	FC20	SCS 13	WCB
4	閥座 BODY SEAT	SUS 304	SUS 304	SUS 304
5	閥盤 VALVE DISC	SUS 304	SUS 304	SUS 304
6	下環 LOWER RING	SCS13	SUS 304	SUS 304
7	上環 UPPER RING	BsBm	SUS 304	SUS 304
8	閥桿 STEM	SUS 304	SUS 304	SUS 304
9	彈簧 SPRING	SUP 6	SUS 304	SUS 304
10	調整螺絲 ADJUSTING SCREW	SUS 410	SUS 304	SUS 304
11	下環固定螺絲 ROOT SCREW	SS 310	SUS 304	SUS 304
12	拉桿 LEVER	WCB	SUS 304	SUS 304

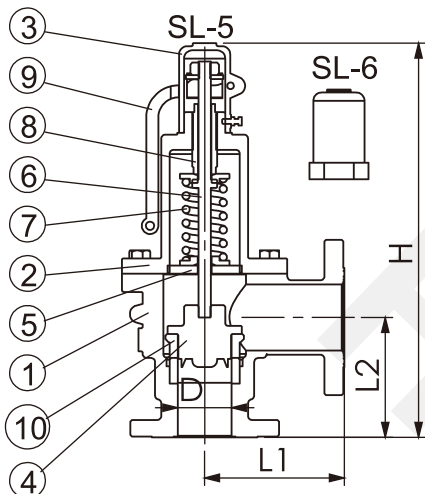


SF-1 & SF-2						
口徑 Seat Dia	喉徑面積 Throat Dia	揚程 Lift	出入口中心		高 Height	
D	dt n(mm)	l	L1	L2	H1	
25*15*25	15 176.6	3.8	50	77	273	
20*19*32	19 283.3	5	64	87	322	
40*30*50	30 706.5	7.5	71	113	405	
50*38*65	38 1133.5	9.5	85	125	450	

SF-13 & SF-14						
口徑 Seat Dia	喉徑面積 Throat Dia	揚程 Lift	出入口中心		高 Height	
di*dt*do	dt n(mm)	l	L3	L4	H2	
25*19*40	19 283.3	5	105	95	225	
40*30*65	30 706.5	7.5	125	120	290	
50*38*80	38 1133.5	9.5	135	125	340	
65*49*100	49 1884.7	12.5	155	140	395	
80*61*125	61 2920.9	15.5	175	160	480	
100*76*150	76 4534.1	19	205	180	555	
125*95*200	95 7084.6	24	225	210	685	
150*115*200	115 10381.6	29	255	220	815	

# LOW LIFT SAFETY VALVE 大型雙邊法蘭全量型安全閥

Connection : Flanged (INLET)\* Flanged (OUTLET)



Fluid : Steam,Air,Gas,Liquid.  
 Temperature : MAX=300°C ,Min=-5°C .  
 Connection : Flanged ANSI 300,150, jis10K .  
 Pressure : FC : 0.3~10Kg  
 WCB : 0.3~20Kg  
 SUS : 0.3~20Kg

流 體 : 蒸氣, 空氣, 液體。  
 使用溫度 : -5°C~300°C  
 接口規格 : 法蘭ANSI 300,150,JIS 10K  
 壓力範圍 : 鑄鐵 : 0.3~10K  
 鑄鋼 : 0.3~20K  
 不鏽鋼 : 0.3~20K

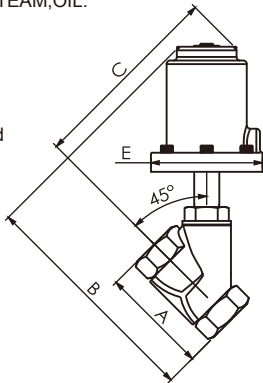
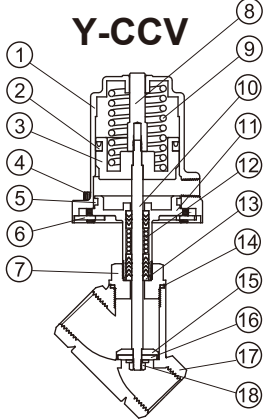


NO.	NAME	MATERIAL		
1	閥體 BODY	FC20	SCS 13	WCB
2	閥蓋 BONNET	FC20	SCS 13	WCB
3	帽蓋 CAP	FC20	SCS 13	WCB
4	閥盤 DISC	SUS 304	SUS 304	SUS 304
5	閥桿座 STEM GUIDE	FC20	SUS 304	SUS 304
6	閥桿 STEM	SUS 410	SUS 304	SWPA
7	彈簧 SPRING	SWPA	SUS 304	WCB
8	調整螺絲 ADJUSTING SCREW	BSBF	BSBF	BSBF
9	拉桿 HANDLE	BSBM	SUS 304	BC
10	密封 SEAL	SUS 304	SUS 304	SUS 304

出徑	入徑	喉徑面積 Throat Dia	揚程 Lift	出入口中心		高 Height
d	D	n(mm)	l	L1	L2	H
25	25	490.6	0.7	89	74	300
40	40	1256	1.0	106	106	365
50	50	1962.5	1.3	110	110	399
65	65	3316.6	1.7	117	116	460
75	75	4415.6	1.9	147	146	517
90	90	6358.5	2.3	188	170	678
100	100	7850	2.5	189	180	624
120	120	11304	3.0	200	190	710
125	125	12265	3.2	190	183	720
150	150	17662	3.8	210	210	800

# "Y" TYPE CYLINDER CONTROL VALVES Y型汽缸式控制閥

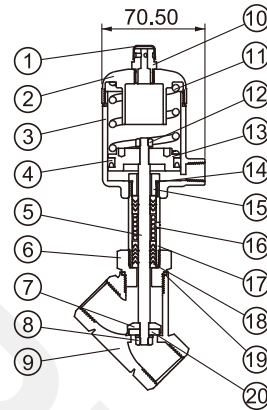
- 適合流體：水，空氣，蒸氣，油
- SUITABLE FLUIDS: WATER, AIR, STEAM, OIL.
- 工作壓力：0~16Kg/cm<sup>2</sup>
- WORKING PRESSURE
- 工作溫度：0°C~180°C
- WORKING TEMP
- 入口/出口連接內螺紋
- Inlet/outlet connection Female thread



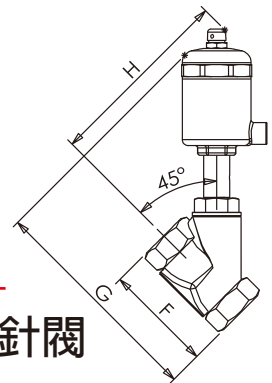
Y-CCS 材質表 General material		
No.	Name	MATERIAL
1	覆蓋罩COVER	SUS304
2	汽缸蓋CYLINDER COVER	CF8
3	汽缸CYLINDER	CF8
4	U型環UHS-RING	NBR
5	閥桿STEM	AL
6	閥螺帽 VALVE NUT	SUS304
7	閥座SEAT	NBR
8	螺母NUT	SUS304
9	閥體BODY	SUS304
10	呼吸螺母NUT	AL
11	彈簧SPRING	SWPB
12	螺母NUT	SUS316
13	活塞PISTON	SUS304
14	O型環O-RING	SUS304
15	螺栓STUD BOLT	PTFE
16	彈簧SPRING	PTFE
17	接管TUBE	SUS304
18	密封GASKET	PTFE
19	密封墊片GASKET	CF8M
20	密封墊片GASKET	SUS304

Y-CCV 材質表 General material		
No.	Name	MATERIAL
1	汽缸CYLINDER	CF8
2	U型環UHS-RING	NBR
3	活塞PISTON	AL
4	螺母NUT	SUS304
5	O型環O-RING	NBR
6	固定片FIXED NUT	SUS304
7	閥螺帽 VALVE NUT	SUS304
8	指示桿INDICATOR SHAFT	AL
9	彈簧SPRING	SWPB
10	閥桿STEM	SUS316
11	汽缸座CYLINDER BASE	SUS304
12	彈簧SPRING	SUS304
13	密封GASKET	PTFE
14	密封GASKET	PTFE
15	閥座SEAT	SUS304
16	密封墊片GASKET	PTFE
17	閥體BODY	CF8M
18	螺母NUT	SUS304

Y-CCV 尺寸表 Dimension				
Size	A	B	C	E
1/4" (8)	65.5	174	150	93
3/8" (10)	65.5	174	150	93
1/2" (15)	65.5	174	150	93
3/4" (20)	75	182	157	93
1" (25)	90	192	164	93
1-1/4"(32)	111.5	234	203	117
1-1/2"(40)	122	241	205	117
2" (50)	152	256	212	117
2-1/2"(65)	182	248	252	117



Y-CCS 尺寸表 Dimension			
Size	A	B	C
1/2" (15)	65.5	165.5	142
3/4" (20)	75	173.5	149
1" (25)	90	183	156

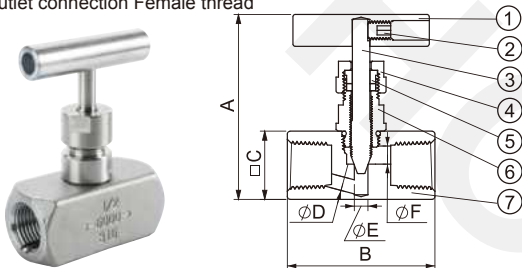


# 6000 PSI STAINLESS STEEL NEEDLE VALVES 不鏽鋼針閥

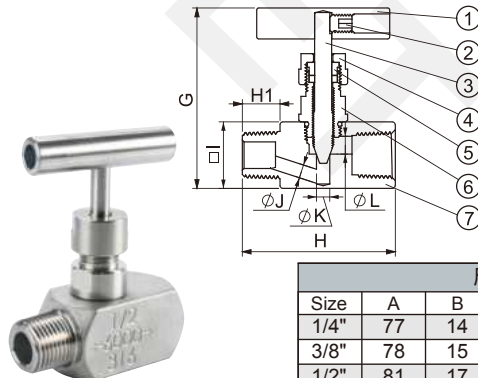
- 建議使用壓力及溫度範圍 Recommended pressure and temperature range
- 6000Psi: -10~38°C
- 4500~5000Psi: 39~100°C
- 3000~3500Psi: 101~150°C

全部型別 All types 材質表 General material		
No.	Name	MATERIAL
1	把手 HANDLE	SUS304
2	螺絲 SCREW	SUS304
3	心子 SPINDLE	SUS316
4	螺帽 NUT	SUS304
5	上環 PACKING	PTFE
6	底座 BASE	ND6000(M)-SUS304 ; NDL6000-Brass plating
7	本體 BODY	CF8M

ND-6000 內牙式 入口/出口連接內螺紋  
Inlet/outlet connection Female thread

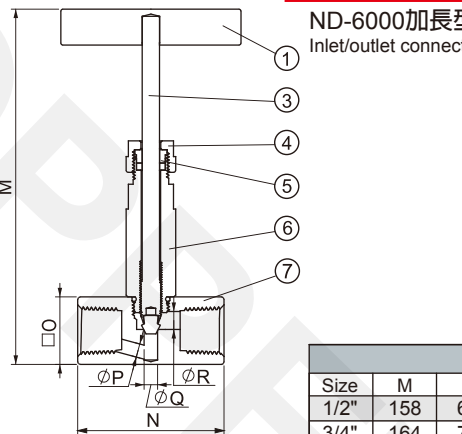


尺寸表 Dimension						
Size	A	B	C	D	E	F
1/8"	77	45.5	22	5	6	5
1/4"	77	45.5	22	5	6	5
3/8"	78	59.5	25	5	6	6.3
1/2"	81	65	30	6	6	8
3/4"	113	70	35	8	8	10
1"	116	80	45	8	8	12
1 1/2"	154.5	100	60	10	10	12
2"	165.5	110	73	11	11	13.5



ND-6000M 內外牙式  
入口外螺紋/出口內螺紋  
Inlet connection Male thread  
Outlet connection Female thread

尺寸表 Dimension							
Size	A	B	C	D	E	F	F
1/4"	77	14	54	22	5	6	5
3/8"	78	15	60.5	25	5	6	6.3
1/2"	81	17	69	30	6	6	8
3/4"	113	18	76	35	8	8	10
1"	116	21	83	45	8	8	12



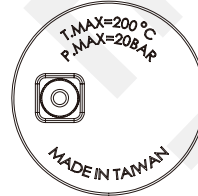
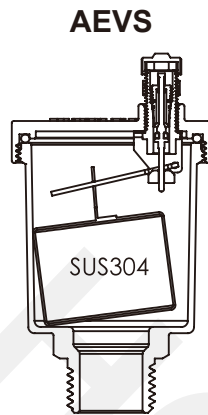
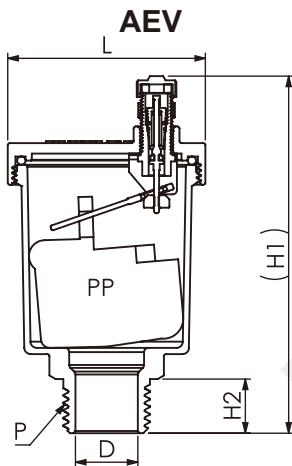
ND-6000加長型 內牙式 入口/出口連接內螺紋  
Inlet/outlet connection Female thread

焊接式十字把手  
Weld-on cross handle

尺寸表 Dimension						
Size	M	N	O	P	Q	R
1/2"	158	65	30	6	6	8
3/4"	164	70	35	8	8	10

## AEV / AEVS 自動排氣閥 EXHAUST VALVES

- Air release only with the liquid-air separation design. No liquid discharge.
- 水氣分離結構設計，只排出氣體不排水。
- It is recommended to install it at the highest point of the pipeline to allow easy air venting. Only suitable for vertical installation.
- 建議安裝在管道的高處，以便從管道中輕鬆排氣。(僅適用於垂直安裝。)
- A shut-off valve is recommended in the front for easier maintenance.
- 前端連接遮斷閥，以便於維護。



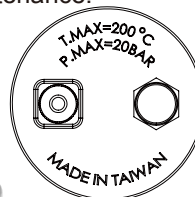
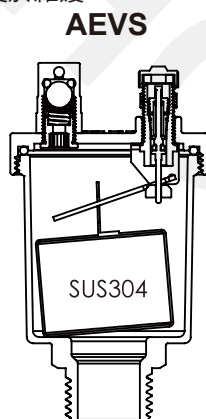
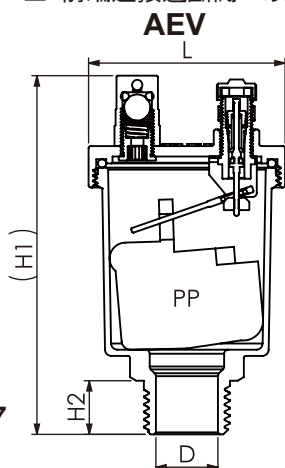
Dimension		mm		
Size P	L	H1	H2	D
3/8"	47.5	83.5	12.5	11
1/2"		85.8	13	15
3/4"		87.8	15	20.5
1"		90.8	16	24

How To Order 選型			
Type 型號		Type 型號	Thread type 螺紋類型
AEV 3/8"	Or	AEVS 3/8"	PT NPT PF
AEV 1/2"		AEVS 1/2"	
AEV 3/4"		AEVS 3/4"	
AEV 1"		AEVS 1"	

適用介質 Applicable medium		純水 (浮球使用PP 或 SUS304) PG25、輕質油 (浮球使用 SUS304) Pure water (Floating ball using PP or SUS304) PG25, Light oil (Floating ball using SUS304)
最大工作壓力 Working pressure		Maximum 20Bar
最高工作溫度 Working Temperature		Maximum: SUS 200 °C / PP 100 °C
材質 Material	本體&本體蓋 Body & Main body lid	CF8M / CF8
	帽蓋 CAP	BRASS
	浮球&導桿 Ball float & Guide rod	PP / SUS304
	閥片&密封 Disc & Packing	FKM
其它配件 Other parts		SUS 304

## AEV / AEVS 自動呼吸閥 BREATHING VALVES

- Automatically intake air when the pipeline is under negative pressure.
- 當管道內為負壓時，自動進氣。
- Efficiently eliminates air from the pipeline to minimize noise and ensure stable performance of water control systems.
- 有效地排除管道中的空氣，減少管道內空氣產生的噪音或影響水路控制機制。
- It is recommended to install it at the highest point of the pipeline to allow easy air venting. Only suitable for vertical installation.
- 建議安裝在管道的高處，以便從管道中輕鬆排氣。(僅適用於垂直安裝。)
- A shut-off valve is recommended in the front for easier maintenance.
- 前端連接遮斷閥，以便於維護。

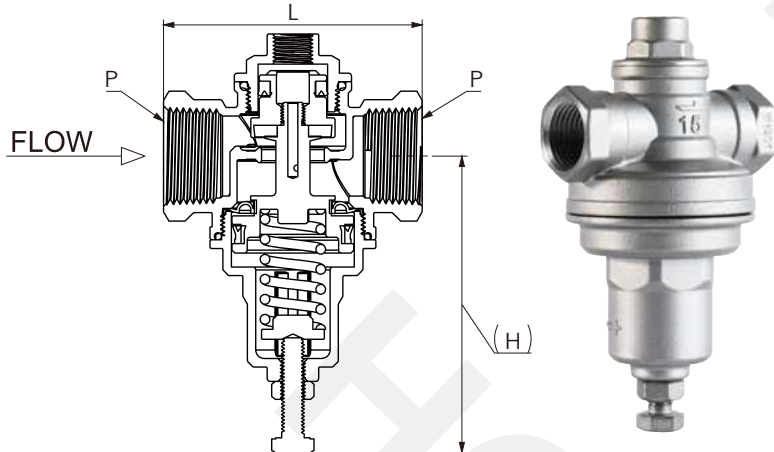


Dimension		mm		
Size P	L	H1	H2	D
3/8"	47.5	84.4	12.5	11
1/2"		86.7	13	15
3/4"		88.7	15	20.5
1"		91.7	16	24

How To Order 選型			
Type 型號		Type 型號	Thread type 螺紋類型
ABV 3/8"	Or	ABVS 3/8"	PT NPT PF
ABV 1/2"		ABVS 1/2"	
ABV 3/4"		ABVS 3/4"	
ABV 1"		ABVS 1"	

## PRV SERIES 直動減壓閥(內牙式) DIRECT ACTIVATED PRESSURE REDUCING VALVE

- Applicable equipment: Pipeline / Pressure vessel.
- 適用設備：管路/壓力容器。
- Applicable medium: Water; air; oil; and weak acid alkaline fluid.
- 適用介質：水、空、氣油，及弱酸鹼性流體。
- Can adjust the pressure on the outlet and stabilize the pressure in the pipe.
- 可調節出口壓力，同時達到穩壓的效果。



TYPE 選型	
Type 型號	Pressure Range Mpa(kgf/cm <sup>2</sup> ) 調壓範圍Mpa(kgf/cm <sup>2</sup> )
PRV 1/2"	0.098~0.490Mpa(1~5 kgf/cm <sup>2</sup> ) 0.491~0.980Mpa (5.01~10 kgf/cm <sup>2</sup> )
PRV 3/4"	
PRV 1"	
PRV 1-1/4"	
PRV 1-1/2"	
PRV 2"	

"Function not guaranteed outside set pressure range."  
超出調節壓力範圍，不能保證功能正常。

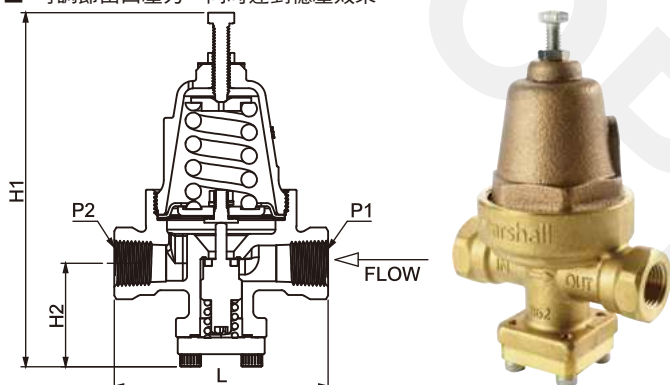
TYPE 選型		
Size P ("PT" thread)	L	(H)
1/2"	70.5	101
3/4"	85.6	101.6
1"	90.5	103.7
1-1/4"	98	105.5
1-1/2"	115.2	153.2
2"	120.8	153.7

入口側最大壓力 Maximum Inlet Pressure		1.96Mpa (20 kgf/cm <sup>2</sup> )
使用溫度範圍 Temperature range		-15°C~100°C→VITON 101°C~200°C→FFKM
材質 Material	本體.閥蓋 Body, Bonnet	CF8M / CF8
	閥座.軸心 Seat, Stem	SUS304 / SUS316
	Oring.軟墊.膜片 Disc, Diaphragms	VITON / FFKM
公稱直徑 Nominal diameter		( 15 . 20 . 25 . 32 . 40 . 50 )

\* VITON (不耐高溫 Not heat-resistant.),(酸鹼值範圍)PH range :-1.0~13.5;  
Please refer to catalog page 10 for the chemical property table. 化學性質表請參閱目錄第10頁。

## MARshall MRVC SERIES 緊湊型調壓閥(高壓低流) PRESSURE REGULATOR

- Applicable : cryogenic pipeline / cryogenic pressure vessel
- 適用設備：低溫管路/低溫壓力容器
- Applicable medium : LNG; LO<sub>2</sub>; LN<sub>2</sub>; LAr; and non-corrosive gas
- 適用介質：LNG ; LO<sub>2</sub> ; LN<sub>2</sub> ; LAr ; 及非腐蝕性氣體
- Temperature range : -196°C ~ 65°C
- 溫度範圍：-196°C ~ 65°C
- Maximum Inlet Pressure : 600 psi
- 最大進氣壓力：600 psi
- Set pressure range : 20 ~ 600 psi
- 設定壓力範圍：20 ~ 600 psi
- Size specifications : 1/2"
- 口徑規格：1/2"
- Valves are cleaned by CGA G-4.1 standard for the oxygen application. 100% factory test.
- 依照CGA G-4.1標準清洗，100%出廠測試。
- Can adjust the pressure on the outlet and stabilize the pressure in the pipe.
- 可調節出口壓力，同時達到穩壓效果。



TYPE 選型	
Size P ("PT" thread)	Pressure Range Mpa(Psi) 調壓範圍Mpa(Psi)
MRVC-101	0.14~0.41 (20~60)
MRVC-102	0.28~0.55 (40~80)
MRVC-103	0.52~0.86 (75~125)
MRVC-104	0.69~1.72 (100~250)
MRVC-105	1.38~2.76 (200~400)
MRVC-201	2.07~4.14 (300~600)

零件 Component	材質 Material
本體 Body	黃銅 C3771
閥蓋 Bonnet	青銅 Bronze
彈簧 Spring	不鏽鋼 304
螺絲 Screw	
螺帽 Nut	
密封 Seal	PTFE+FRP
閥座 Poppet	PTFE
膜片 Diaphragms	磷青銅 Phosphor Bronze
銘牌 Nameplate	鋁 Aluminum
其它配件 Other parts	黃銅 Brass

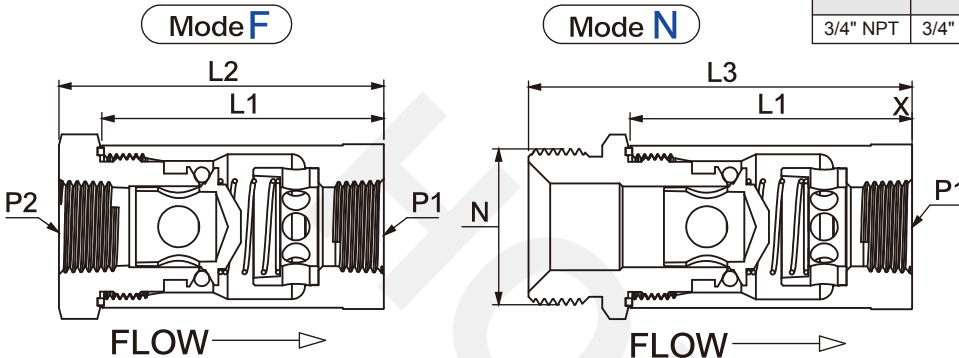
Dimension 規格尺寸				
P1	H1 inch (mm)	P2	H2 inch (mm)	L inch (mm)
1/2" NPT	6.62" (168.1)	1/2" NPT	1.93" (49.1)	4" (101.5)

## CVM SERIES 單向閥 CHECK VALVES

- Applicable : LNG car bottle ; Cryogenic tank ; Cryogenic vessels.
- 適用設備 : 車載瓶 ; 低溫儲罐 ; 低溫容器
- Applicable medium : LNG, LO<sub>2</sub>, LN<sub>2</sub>, LAr and non-corrosive gas
- 適用介質 : LNG、LO<sub>2</sub>、LN<sub>2</sub>、LAr 及非腐蝕性氣體
- Temperature range : -196°C ~ 80°C
- 溫度範圍 : -196°C ~ 80°C
- Maximum working pressure : (Stainless Steel 3000psi; Brass 1000psi)
- 最大工作壓力 : 不鏽鋼3000 psi ; 黃銅限1000psi
- Opening pressure : 0.1~10 psi
- 開啓壓力 : 0.1~10 psi
- Caliber specifications : 1/2", 3/4"
- 口徑規格 : 1/2", 3/4"
- High flow, zero leak, Valves are cleaned by CGA G-4.1 standard for the oxygen application. 100% factory test.
- 高流量, 零洩漏, 依照CGA G-4.1標準清洗, 100%出廠測試

零件 Component	材質 Material
本體 Body	黃銅 Brass / SUS304
入口接頭 Bonnet	黃銅 Brass / SUS304
彈簧座 Spring retainer	黃銅 Brass / SUS304
閥芯 Poppet	黃銅 Brass / SUS304
止回環 Check ring	PTFE
彈簧 Spring	SUS304

規格尺寸 Dimension					
P1	P2	N	L1 inch(mm)	L2 inch(mm)	L3 inch(mm)
1/2" NPT	1/2" NPT	M36X2.0 M30X1.5	2.56(65)	2.93(74.5)	3.46(88)
3/4" NPT	3/4" NPT		2.99(75.8)	3.39(86)	



選型 TYPE						
CVM	Body material 閥體材質	Connection structure 接口連接	Floating O-ring 阻塞環	Size 尺寸	Opening pressure 開啓壓力	Select 選項
	<b>B</b> Brass <b>S</b> SUS304	<b>F</b> P1*P2(內螺紋 * 內螺紋) <b>N</b> P1*N(內螺紋 * 外螺紋)	<b>T</b> PTFE	<b>03</b> 1/2" <b>04</b> 3/4"	<b>1</b> 0.1~0.4psi <b>2</b> 0.5~1psi <b>3</b> 2~4psi <b>4</b> 6~10psi	<b>S</b> Standard <b>OX</b> Oxygen clean

Example : CVM-BNT032OX (M36) or CVM-BFT032OX

## MTS SERIES Y型過濾器 Y PATTERN STRAINERS

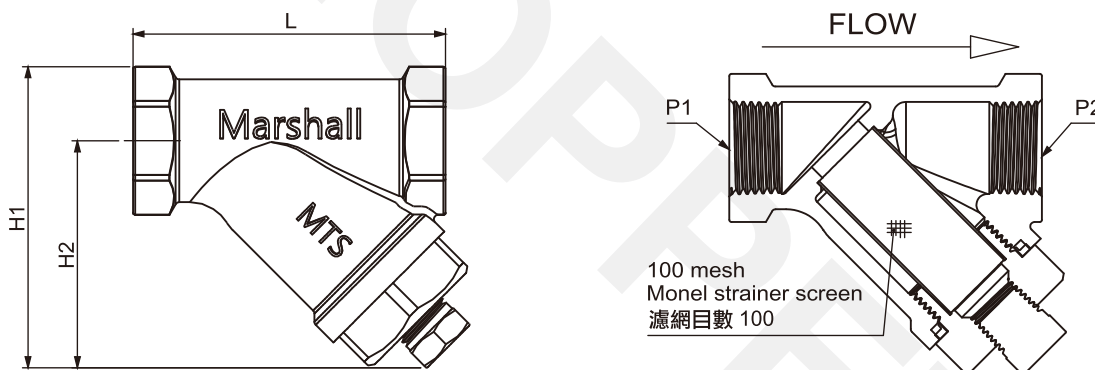
- Applicable : cryogenic pipeline / cryogenic liquid
- 適用設備 : 低溫管路/低溫液體
- Applicable medium : LNG, LO<sub>2</sub>, LN<sub>2</sub>, LAr and non-corrosive gas
- 適用介質 : LNG、LO<sub>2</sub>、LN<sub>2</sub>、LAr 及非腐蝕性氣體
- Temperature range : -196°C ~ 80°C
- 溫度範圍 : -196°C ~ 80°C
- Pressure design : 600 WOG
- 設計壓力 : 600 WOG
- Size specifications : 1/2"
- 口徑規格 : 1/2"
- Valves are cleaned by CGA G-4.1 standard for the oxygen application. 100% factory test.
- 依照CGA G-4.1標準清洗, 100%出廠測試



零件 Component	材質 Material
本體 Body	黃銅 C3771
濾網 Strainer	蒙乃爾合金 Monel
密封 Seal	PTFE+FRP
閥蓋Bonnet & 牙塞 Sealed plug	黃銅 Brass

規格尺寸 Dimension				
P1	H1 inch(mm)	P2	L inch(mm)	H2 inch(mm)
1/2" NPT	2.7" (75.8)	1/2" NPT	2.8" (71.3)	2.04" (51.8)

TYPE 選型	
TYPE 類型	SIZE 尺寸
MTS	1/2"



# 常用墊片化學性質表 Gasket Material Selection Guide

分類	英文名稱	中文名稱	VITON	PTFE	分類	英文名稱	中文名稱	VITON	PTFE
有機酸	Acetic acid	乙酸	△ (30%)	OK	無機化合物	Ammonia	氨	X	OK
	Acetic acid, glacial	冰醋酸	△ (20%)	OK		Ammonium chloride	氯化銨	OK (Sai ammoniac)	OK
	Acetic anhydride	醋酸酐	X	OK		Ammonium hydroxide	氫氧化氨	△	OK
	Citric acid	檸檬酸	OK (20%)	OK		Ammonium nitrate	硝酸銨	△	OK
	Acetaldehyde	乙醛	X	OK		Ammonium sulfate	硫酸銨	△	OK
	Acetone	丙酮	X	OK		Aqua regia	王水	△	OK (80% HCl, 20% HNO3)
	Methyl alcohol	甲醇	X	OK		Barium chloride	氯化銨	OK	OK
	Aniline	苯胺	N/A	OK		Barium hydroxide	氫氧化銨	OK	OK
	Benzaldehyde	苯甲醛	N/A	OK		Brine	鹽水	OK	OK (48°C)
	Benzene	苯	△	OK (22°C)		Calcium Chloride	氯化鈣	OK	OK
	Benzyl alcohol	苯甲醇	OK	OK		Calcium hydroxide	氫氧化鈣	OK	OK
	Benzyl chloride	氯化苄	OK	OK		Carbonic acid	碳酸	OK	OK
	Corn oil	穀物油	OK	OK		Chloric acid	氯酸	X	OK
	Ethanol	乙醇	△	OK		Chlorine	氯	△	OK
	有機化合物	Ethylene glycol	乙二醇 (1,2)	OK		OK	Detergent	清潔劑	OK
Fatty acid		脂肪酸	OK	OK	Hydrobromic acid	氫溴酸	△ (37% @ hot)	OK(100%)	
Formaldehyde		甲醛	X	OK	Hydrochloric acid	氫氯酸/鹽酸	OK (70%)	OK	
Formic acid		蟻酸	X	OK	Hydrofluoric acid	氫氟酸	X	OK	
Hexane		己烷	OK	OK	Hydrogen peroxide	過氧化氫	OK (36%)	OK	
Lactic acid		乳酸	OK (85%)	OK			△ (90%)		
Methanol		甲醇	X	OK			△ (5%)	OK	
Paraffin oil		有機溶劑	OK	OK			△ (40%)		
Petroleum		有機溶劑	△	OK (48°C)	Nitric acid	硝酸	OK (85%)	OK	
Phenol		酚	OK	OK	Phosphoric acid	磷酸	X	OK	
Propane, liq		丙烷	OK	OK	Potassium hydroxide	氫氧化鉀	OK	OK	
Propanol		丙醇	OK	N/A	Potassium nitrate	硝酸鉀	OK	OK	
Stearic acid		十八(烷)酸	△	OK	Potassium sulfate	硫酸鉀	OK	OK	
Tannic acid		鞣酸	OK	OK	Sodium carbonate	碳酸鈉	OK	OK	
Tartaric acid		酒石酸	△	OK	Sodium hydroxide	氫氧化鈉	△ (50%)	OK(20%,50%)	
Toluene	甲苯	△	OK	Sodium nitrate	硝酸鈉	OK	OK		
Urea	碳酸脲(尿素)	OK (<60°C)	OK			OK (40%)			
				Sulfuric acid	硫酸	△ (60% @ 100°C) OK (95% @ 20°C) △ (Fuming)	OK		
				Sulfur dioxide	二氧化硫	△	OK		

	PTFE	VITON	NYLON
耐溫	-185~150°C	-40~200°C	-30~120°C
適用壓力	5~150KG	0.5~10KG	150KG以上
適用流體	無特別限制		

## 安全閥常見流體表 Common Fluids for Safety Valves

氣體	代號	氣體	代號	氣體	代號	氣體	代號
氧氣	O2	空氣	Air	丙烷	C3H8	二氧化碳	CO2
氫氣	H2	甲烷/瓦斯	CH4	笑氣	N2O	甲苯	C7H8
氮氣	N2	冷媒	R22	六氟化硫	SF6	臭氧	O3
氨氣	NH3	冷媒	R404A	氦氣	He	水	Water
氬氣	Ar	冷媒	R507	丁烷	C4H10	煤油	Kerosene
乙二醇	C2H4(OH)2	冷媒	R134	四氟乙烷	R-134a		
乙炔	C2H2	冷媒	R401A	氫氧化鈉	NaOH		

## 常用法蘭規格之匹配設定壓力 Set Pressure per Flange Rating

JIS(日規)

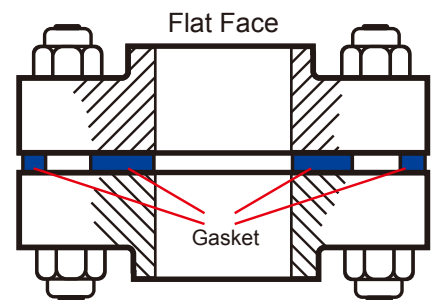
	10K	20K	30K	40K	63K
1/2"	1-10KG	1-20KG	1-30KG	1-40KG	1-63KG
3/4"	10KG	1-20KG	1-30KG	1-40KG	1-63KG
1"	10KG	1-20KG	1-30KG	1-40KG	1-63KG
1 1/4"	10KG	1-20KG	1-30KG	1-40KG	1-63KG
1 1/2"	10KG	1-20KG	1-30KG	1-40KG	1-63KG
2"	10KG	1-20KG	1-30KG	1-40KG	1-63KG
2 1/2"	10KG	1-20KG	1-30KG	1-40KG	1-63KG
3"	10KG	1-20KG	1-30KG	1-40KG	1-63KG

ANSI(美規)

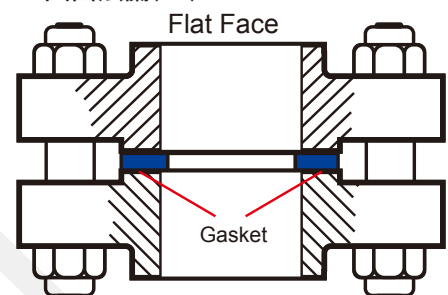
DIN(德規)

	150#	300#	600#	PN16	PN25	PN40
1/2"	1-10KG	1-21KG	1-42KG	1-16KG	1-25KG	1-40KG
3/4"	1-10KG	1-21KG	1-42KG	1-16KG	1-25KG	1-40KG
1"	1-10KG	1-21KG	1-42KG	1-16KG	1-25KG	1-40KG
1 1/4"	1-10KG	1-21KG	1-42KG	1-16KG	1-25KG	1-40KG
1 1/2"	1-10KG	1-21KG	1-42KG	1-16KG	1-25KG	1-40KG
2"	1-10KG	1-21KG	1-42KG	1-16KG	1-25KG	1-40KG
2 1/2"	1-10KG	1-21KG	1-42KG	1-16KG	1-25KG	1-40KG
3"	1-10KG	1-21KG	1-42KG	1-16KG	1-25KG	1-40KG

平法蘭(FF)



凸面法蘭(RF)



■(ANSI參考值: 150Psi(約10.5K)、300Psi(約21K)、400Psi(約28K)、600Psi(約42K))

■法蘭材質有SUS304、SUS316可供選擇

■法蘭面有RF、FF可供選擇

# 線上測試報告

快速 · 可靠 · 全球通用

掃描產品序號，立即取得可信賴的檢測報告  
Online Test Report



符合多國標準  
Compliance with Global Standards



E-mail通知  
E-mail Notifications



多國語言版本  
Multi-Language Support



免費校驗通知  
Free Calibration Reminders

## 測試報告中心

輸入您的申錫閥門序號，即可取得對應的檢測認證報告。

產品序號  
例如：EF0022-1

電子郵件  
you@company.com

報告語言  
 中文 Chinese
  日本語 Japanese

我同意申請使用我提供的資訊來產生所申請的產品報告並寄送至我的信箱，並依照隱私權政策處理我的資料。

取得報告

SS HOPEET SAFETY VALVE

檢測報告

### 您的檢測報告已準備就緒

感謝您的申請，您的申錫安全閥檢測認證報告已準備完成，點擊下方按鈕即可檢視或下載；附件亦提供 PDF 副本。

產品序號: [REDACTED]

型式: S10 · SAFETY VALVE

試驗日期: 2026/06/03

檢視 / 下載報告 →

您隨時可使用產品序號於以下網站取得此報告: [report.hopeet.com.tw](http://report.hopeet.com.tw)

## 簡單三步驟，立即取得報告



**1** 輸入產品序號  
找到產品上的序號  
Enter Serial Number



**2** 填寫聯絡資訊  
輸入E-mail與驗證資訊  
Enter E-mail



**3** 取得電子報告  
立即下載檢測報告  
Get your report

## 產品檢測證明書 CERTIFIED PRODUCT TEST REPORT

製造商 Manufacturer: 申錫企業股份有限公司 Hopeet Enterprise Co., Ltd  
檢驗標準 Test Standards: API Std. 527 洩壓閥的閥座密封度 · ISO 4126 · CE



規格(Specification) 本安全閥本體強度設計標準符合 Shell strength design according to :CE/EN ISO-4126/1

型式 Type	S10	品名 Name	SAFETY VALVE	序號 Serial No.	SS0001-1
尺寸 Size	1 1/4" x 1 1/4"	材質 Material	Body:Bronze Seat:Brass	閥座徑/喉徑 D/Dt	32 mm
設定壓力(±3%) Set Pre.	10 kg/cm2	背壓 Back Pre.	0 kg/cm2	冷態試驗差壓力 C.D.T.P.	9.99 kg/cm2
行程 Lift	1.28 mm	復位壓力 Reseating Pre.	9.03 kg/cm2	過壓壓力 M.A.A.P	11 kg/cm2
排放量(空氣) CAP(Air)	967 kg/h	試驗日期/室溫 Date of Test/Room Temp	2026/06/01/24.6°C	檢查人 Inspector	楊健昇

本檢測書係以 3/4" 管徑進行測試，所產生之數據 Report is tested with 3/4" pipe system

### 排放係數計算書 Coefficient of Discharge Report

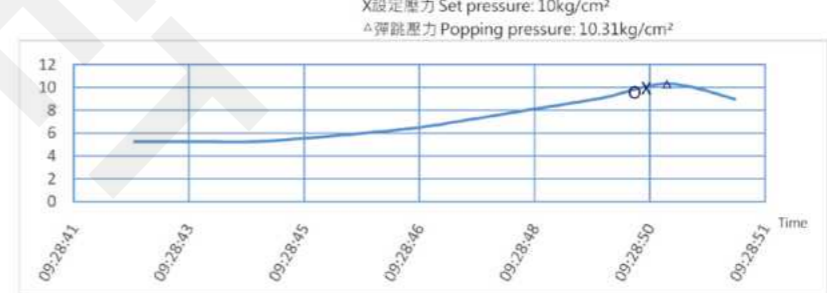
產品檢驗：空氣(Inspection with AIR)

設定壓力 Set pressure	P	9.8bar	壓縮因子 Compressibility factor	Z	1
等熵指數 K 之函數 Function of isentropic exponent, K	C	2.703	釋放溫度 Relieving Temp	T	293
分子量 Molar mass	M	29	排放係數 qm'/qm Discharge Coeff	Kd	0.33
理論比排放量 P*C*(M/(Z*T))^0.5 Theoretical Cap.	qm	10	額降定排放係數 0.9*Kd	Kdr	0.3
實驗比排放量 Tested Cap.	qm'	3.29	De-rated discharge Coeff.		

### 安全閥計算書 Capacity Calculate Report

噴出壓力 Relieving pressure	P	10	流體 Fluid		Air
對流體溫度壓力之修正係數 Temp./Pre. correction factor	C	265	分子量 Molar mass	M	29
排放面積 Discharge area	A	128.6	標準噴出係數 Relieving factor	K	0.777
計算公式 Formula	0.01*A*(1.1*P+1)*C*K*(M/T)^0.5		絕對溫度 Absolute Temp	T	313
噴降壓力 Blowdown	2~15% *符合 Approved : EN ISO 4126 CN9969-1 7-2.1(d)		排放量 CAP	967 kg/h	

### 壓力曲線圖 Pressure line chart:

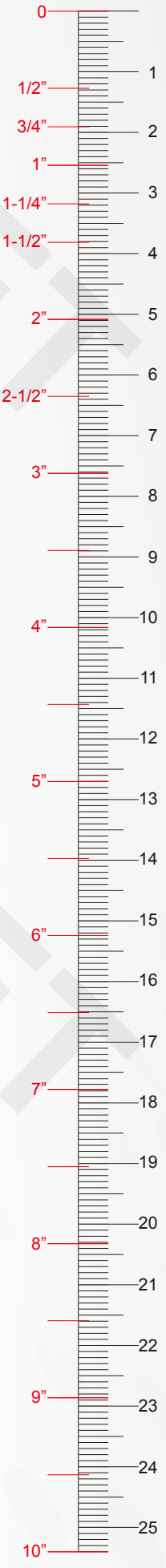


此安全閥年靜態洩漏量 0.52m<sup>3</sup>/year, 優於 API std527 83%, 減少碳排放 4.9 kgCO<sub>2</sub>/year, 可為您省下約: USD\$ 2519 以市場 CO<sub>2</sub> 氣體的價格計算。  
This safety valve's annual static emissions: 0.52m<sup>3</sup>/year, exceeding API std527 83%. Carbon emission reduction: 4.9 kgCO<sub>2</sub>/year. Equivalent to savings of approximately: USD\$ 2519 based on market CO<sub>2</sub> gas prices.

出廠證明: 本公司上項產品，其材料係依據表列規格製造，並經壓力試驗合格，特予證明。  
\*排放過程符合 CNS 9969-1 7.2.1(a), ASME Sec. VIII Div. 1 UG-126(d), EN ISO4126  
We certify hereinbefore, the material of our products have been produced in accordance with the above table, and qualified with the pressure test procedures.\*  
\*The discharge process complies with CNS 9969-1 7.2.1(a), ASME Sec. VIII Div. 1 UG-126(d), and EN ISO 4126  
本產品經 CGA G-4.1 標準淨油處理 (Oil Free)

每隻出廠安全閥提供符合台灣 CNS-9969，對應工檢需求之測試報告，包含壓力排放曲線圖、排放數據等，市面上最詳盡之報告。

Each safety valve comes with a detailed test report compliant with Taiwan CNS-9969, including pressure discharge curves and performance data — one of the most comprehensive reports on the market.





## 考克 AIR COCK

### C10

雙外牙考克  
DOUBLE MALE COCK  
1/8X1/8. 1/4X1/4  
3/8X3/8. 1/8X1/4  
3/8X1/4. 1/2X1/4



### C30

內外牙考克  
ONE MALE ONE  
1/8X1/8. 1/4X1/4  
3/8X3/8. 1/8X1/4  
3/8X1/4. 1/2X1/4



### C40

插管考克  
ONE HOSE ONE  
1/8X5/16 Hose. 1/4X5/16 Hose  
3/8X5/16 Hose. 1/2X5/16 Hose  
1/8X3/8 Hose. 1/4X3/8 Hose  
3/8X3/8 Hose. 1/2X3/8 Hose  
1/2PX1/2 Hose



### C50

雙插管考克  
DOUBLE HOSE ONE  
5/16HX5/16H  
3/8HX3/8H



### C20

雙內牙考克  
DOUBLE FEMALE COCK  
1/8X1/8. 1/4X1/4  
3/8X3/8



### C60

雙尼龍管考克  
DOUBLE NYLON PIPE COCK  
1/4NX1/4N  
3/8X3/8



### C70

尼龍管考克  
NYLON PIPE COCK  
1/4PX1/4N. 1/4PX3/8N  
1/4PX5/16N. 1/8PX1/4N  
1/2PX1/4N



### C80

銅管考克  
COPPER PIPE COCK  
1/4X1/4S. 3/8X1/4S  
1/2X1/4S. 1/4X3/8S



### C90

喇叭考克  
FLARE COCK  
1/4HX1/4P  
1/4HX3/8P  
1/4HX1/4H



## 逆止閥

### CHECK VALVES



1/4"~1/2"  
K004

## 針閥

### NEEDLE VALVES



1/4"  
NE01



1/4"  
NE02

### INFO



# HOPEET ENTERPRISE SAFETY VALVE



1128



Add : 臺中市北屯區廍子里北坑巷2-16號 No. 2-16, PEI-KUN LANE, BUTZN LI, PEI-TUN DIST TAICHUNG, TAIWAN,R.O.C.

Tel : 886-4-22398302 · 886-4-22391480 Fax : 886-4-22398172

Http://www.hopeet.com.tw/

Mail : sd@hopeet.com.tw

2026/06 ver.